

# WORLDWIDE

H O M E F U R N I S H I N G S I N C .

## 2022 CATALOGUE

Updated November 2022  
NEW products featured inside



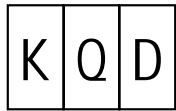
# Welcome to the Worldwide Homefurnishings Inc. 2022 Digital Catalogue!

This catalogue format makes it easy for you to find just what you're looking for, with all the information needed right at your fingertips. And now, with our digital catalogue experience, you can find and order what you need with a quick click - all images are direct links to the website!

We always strive to bring you the best in what the industry has to offer, at affordable prices, and with the utmost level of service. Throughout these pages, you will find an up-to-date collection of our current, best-selling items along with a selection of **BRAND NEW** products!

Products are easy to find and browse through, separated by category, with full product specifications including features and dimensions.

Be sure to keep an eye out for the following indicators:



This icon indicates which **sizes of beds** are available.



ASSEMBLY REQUIRED ASSEMBLY REQUIRED

These icons indicate whether items **require assembly** or are shipped fully assembled.



This icon identifies items that can easily and safely be shipped through **small parcel carrier** networks (i.e., UPS, FedEx, Canpar). These items also qualify for easy drop-shipping solutions. For further information on our **drop-shipping program** please contact your area sales representative or our office at [info@whionline.com](mailto:info@whionline.com).



This icon identifies items that are suitable for light commercial/hospitality purposes (i.e., offices, reception areas, model homes). Although standard warranties are void for any product used under non-residential conditions, items bearing this icon will be applicable for our **extended warranty program**. Please contact your area sales representative for further information.

Don't forget to visit our newly improved online home for even more features!



Our website **WORLDWIDEHOMEFURNISHINGSINC.COM** is a user-friendly experience for both our dealers and end consumers. From beautiful, large scale images with alternate views and complete product specifications, to real-time inventory updates and an easy-to-use online ordering system, you will find everything you need to make your buying experience a pleasant one.



**Accent Furniture**

**4**



**Home Office**

**51**



**Accent Seating**

**60**



**Bedroom**

**110**



**Stools**

**130**



**Dining Tables & Chairs**

**162**



**Dining Sets**

**206**

**Look for our brand logos beneath each product**

**!nspire™**  
*It's your home. Live Beautiful!*

**WHi**

**Designer looks, knock-off prices**

Inspire was created for the smart and discerning shopper who wants a designer look in their space but doesn't want to spend the designer dollars to make it happen.

With Inspire you can reach your customers on a deeper level and make that emotional connection. Give them the products they want – the hottest styles and the hottest value!

It's your home. Live Beautiful!

**Value-driven, core products**

WHi is a brand of value-driven products that make up the core of what consumers want and need in their homes. If you don't carry these products on your floor, you need to reconsider!

From simple dining sets, bedrooms, and coffee tables, to basic ottomans, stools and chairs. WHi offers the basics from all categories without compromising on quality or price.

Simple pleasures for any room!

# ***Accent Furniture***





**VENO** **NEW**

501-624WT\_CH ACCENT TABLE  
24 x 24 x 24"H

FINISH: White/Silver

MATERIALS: Granite/Paper Veneer/Metal

- Contemporary granite-topped table
- Solid 1.5" thick granite table top
- Faux white and grey marble paper veneer
- Polished chrome base

Inspire



**VENO** **NEW**

301-624WT\_CH RECTANGULAR COFFEE TABLE  
43 x 26 x 17"H

FINISH: White/Silver

MATERIALS: Granite/Paper Veneer/Metal

- Contemporary granite-topped table
- Solid 1.5" thick granite table top
- Faux white and grey marble paper veneer
- Polished chrome base

Inspire





**VENO** **NEW**

301-624BK\_CH RECTANGULAR COFFEE TABLE  
43 x 26 x 17"H

FINISH: Black/Silver

MATERIALS: Granite/Paper Veneer/Metal

- Contemporary granite-topped table
- Solid 1.5" thick granite table top
- Faux black and white marble paper veneer
- Polished chrome base

Inspire



**VENO** **NEW**

501-624BK\_CH ACCENT TABLE  
24 x 24 x 24"H

FINISH: Black/Silver

MATERIALS: Granite/Paper Veneer/Metal

- Contemporary granite-topped table
- Solid 1.5" thick granite table top
- Faux black and white marble paper veneer
- Polished chrome base

Inspire





Inspire

**ESTREL NEW**

**301-630CH RECTANGULAR COFFEE TABLE**

47.25 x 23.75 x 17.75"H

FINISH: Silver

MATERIALS: Metal/Glass

- Contemporary metal and glass table
- Fun, geometric pipe design on table corners
- Clear, tempered 8mm thick glass top tier
- Mirrored glass bottom tier
- Polished chrome finish



Inspire

**ESTREL NEW**

**501-630CH\_L LARGE ACCENT TABLE**

21.75 x 21.75 x 21.75"H

FINISH: Silver

MATERIALS: Metal/Glass

- Contemporary metal and glass table
- Fun, geometric pipe design on table corners
- Clear, tempered 8mm thick glass top tier
- Mirrored glass bottom tier
- Polished chrome finish



Inspire

**ESTREL NEW**

**502-630CH CONSOLE TABLE**

47.25 x 15.75 x 30.75"H

FINISH: Silver

MATERIALS: Metal/Glass

- Contemporary metal and glass table
- Fun, geometric pipe design on table corners
- Clear, tempered 8mm thick glass top tier
- Mirrored glass bottom tier
- Polished chrome finish



Inspire

**ESTREL NEW**

**501-630CH\_S SMALL ACCENT TABLE**

19.75 x 13.75 x 24.25"H

FINISH: Silver

MATERIALS: Metal/Glass

- Contemporary metal and glass table
- Fun, geometric pipe design on table corners
- Clear, tempered 8mm thick glass top tier
- C-style table can fit against most sofas
- Polished chrome finish





**ESTREL NEW**

301-630GL RECTANGULAR COFFEE TABLE  
47.25 x 23.75 x 17.75"H

FINISH: Gold  
MATERIALS: Metal/Glass

- Contemporary metal and glass table
- Fun, geometric pipe design on table corners
- Clear, tempered 8mm thick glass top tier
- Mirrored glass bottom tier
- Polished gold finish



Inspire



**ESTREL NEW**

501-630GL\_L LARGE ACCENT TABLE  
21.75 x 21.75 x 21.75"H

FINISH: Gold  
MATERIALS: Metal/Glass

- Contemporary metal and glass table
- Fun, geometric pipe design on table corners
- Clear, tempered 8mm thick glass top tier
- Mirrored glass bottom tier
- Polished gold finish



Inspire



**ESTREL NEW**

502-630GL CONSOLE TABLE  
47.25 x 15.75 x 30.75"H

FINISH: Gold  
MATERIALS: Metal/Glass

- Contemporary metal and glass table
- Fun, geometric pipe design on table corners
- Clear, tempered 8mm thick glass top tier
- Mirrored glass bottom tier
- Polished gold finish



Inspire



**ESTREL NEW**

501-630GL\_S SMALL ACCENT TABLE  
19.75 x 13.75 x 24.25"H


FINISH: Gold  
MATERIALS: Metal/Glass

- Contemporary metal and glass table
- Fun, geometric pipe design on table corners
- Clear, tempered 8mm thick glass top tier
- C-style table can fit against most sofas
- Polished gold finish



Inspire







Combine pieces to create clusters

**FLEUR NEW**

**501-635GL ACCENT TABLE**

19.25 x 16.5 x 20"H

FINISH: Gold

MATERIALS: Metal/Glass

- Contemporary, modular table
- Mix-and-match any combination of tables to create your own look
- Clear, tempered 8mm thick glass top
- Fun geometric shaped frame
- Polished gold finish



!nspire



Combine pieces to create clusters

**FLEUR NEW**

**501-635CH ACCENT TABLE**

19.25 x 16.5 x 20"H

FINISH: Silver

MATERIALS: Metal/Glass

- Contemporary, modular table
- Mix-and-match any combination of tables to create your own look
- Clear, tempered 8mm thick glass top
- Fun geometric shaped frame
- Polished chrome finish



!nspire



**CASINI NEW**

**501-632GL ACCENT TABLE**

23.75 x 23.75 x 23.75"H

FINISH: Gold

MATERIALS: Metal/Glass

- Contemporary metal and glass table
- Cluster-look accent table
- Clear, tempered 8mm thick glass tops
- Polished gold finish



!nspire



**CASINI NEW**

**501-632CH ACCENT TABLE**

23.75 x 23.75 x 23.75"H

FINISH: Silver

MATERIALS: Metal/Glass

- Contemporary metal and glass table
- Cluster-look accent table
- Clear, tempered 8mm thick glass tops
- Polished chrome finish



!nspire



Combine pieces to create clusters

**CASINI NEW**

301-632GL\_S SMALL SQUARE COFFEE TABLE  
19.75 x 19.75 x 14.25"H

FINISH: Gold  
MATERIALS: Metal/Glass

- Contemporary, modular table
- Mix-and-match any combination of tables to create your own look
- Clear, tempered 8mm thick glass top tier
- Mirrored glass bottom tier
- Polished gold finish



Inspire



Combine pieces to create clusters

**CASINI NEW**

301-632CH\_S SMALL SQUARE COFFEE TABLE  
19.75 x 19.75 x 14.25"H

FINISH: Silver  
MATERIALS: Metal/Glass

- Contemporary, modular table
- Mix-and-match any combination of tables to create your own look
- Clear, tempered 8mm thick glass top tier
- Mirrored glass bottom tier
- Polished chrome finish



Inspire



Combine pieces to create clusters

**CASINI NEW**

301-632GL\_L LARGE SQUARE COFFEE TABLE  
19.75 x 19.75 x 16.5"H

FINISH: Gold  
MATERIALS: Metal/Glass

- Contemporary, modular table
- Mix-and-match any combination of tables to create your own look
- Clear, tempered 8mm thick glass top tier
- Mirrored glass bottom tier
- Polished gold finish



Inspire



Combine pieces to create clusters

**CASINI NEW**

301-632CH\_L LARGE SQUARE COFFEE TABLE  
19.75 x 19.75 x 16.5"H

FINISH: Silver  
MATERIALS: Metal/Glass

- Contemporary, modular table
- Mix-and-match any combination of tables to create your own look
- Clear, tempered 8mm thick glass top tier
- Mirrored glass bottom tier
- Polished chrome finish



Inspire



**JIVIN NEW**

**303-676NAT 2PC COFFEE TABLE SET**

Large: 32 x 32 x 18"H

FINISH: Natural/Black

MATERIALS: Solid Wood/Iron

- Rustic modern design
- Versatile 2 piece table set will nest together
- Solid acacia wood table top in a natural wood finish; natural cracking can occur in live-edge pieces
- Sturdy black iron frame
- Quick and easy assembly



Inspire



**JIVIN NEW**

**801-676NAT DESK**

42 x 20 x 30"H

FINISH: Natural/Black

MATERIALS: Solid Wood/Iron

- Classic, hand-crafted design makes each piece unique
- Rustic modern design
- Solid acacia wood table top in a natural wood finish; natural cracking can occur in live-edge pieces
- Sturdy black iron frame
- Approximate weight capacity is 200 lbs



Inspire





**ROHANI** **NEW**  
501-628NAT ACCENT TABLE  
20 x 16 x 22"H

FINISH: Natural/Black  
MATERIALS: Solid Wood/Iron

- Classic, hand-crafted design makes each piece unique
- Scalloped detailing on table apron with black painted edging
- Clean-line black iron frame adds a modern touch
- Solid acacia wood table top with natural wood grain
- Eco-friendly solid wood materials sourced from sustainable, managed plantations



Inspire



**ROHANI** **NEW**  
301-628NAT COFFEE TABLE  
45 x 24 x 18"H

FINISH: Natural/Black  
MATERIALS: Solid Wood/Iron

- Classic, hand-crafted design makes each piece unique
- Scalloped detailing on table apron with black painted edging
- Clean-line black iron frame adds a modern touch
- Solid acacia wood table top with natural wood grain
- Eco-friendly solid wood materials sourced from sustainable, managed plantations



Inspire



**ROHANI** **NEW**  
502-628NAT CONSOLE TABLE  
42 x 12 x 30"H

FINISH: Natural/Black  
MATERIALS: Solid Wood/Iron

- Classic, hand-crafted design makes each piece unique
- Scalloped detailing on table apron with black painted edging
- Clean-line black iron frame adds a modern touch
- Solid acacia wood table top with natural wood grain
- Eco-friendly solid wood materials sourced from sustainable, managed plantations



Inspire





**AVNI**  
501-619GY ROUND ACCENT TABLE  
22" Dia. x 22"H

FINISH: Distressed Grey  
MATERIALS: Solid Wood

- Classic, hand-crafted design makes each piece unique
- Natural discoloration, subtle cracking can occur in mango wood adding to depth and beauty of the piece without compromising structural integrity
- Rough grey finishing emphasizes the fine grain of the solid mango wood
- Unique two-tier design
- Eco-friendly solid wood materials sourced from sustainable plantations



Inspire



**AVNI**  
301-619GY ROUND COFFEE TABLE  
33" Dia. x 18"H

FINISH: Distressed Grey  
MATERIALS: Solid Wood

- Classic, hand-crafted design makes each piece unique
- Natural discoloration, subtle cracking can occur in mango wood adding to depth and beauty of the piece without compromising structural integrity
- Rough grey finishing emphasizes the fine grain of the solid mango wood
- Unique two-tier design
- Eco-friendly solid wood materials sourced from sustainable plantations



Inspire



**AVNI**  
301-619NT ROUND COFFEE TABLE  
33" Dia. x 18"H

FINISH: Distressed Natural  
MATERIALS: Solid Wood

- Classic, hand-crafted design makes each piece unique
- Natural discoloration, subtle cracking can occur in mango wood adding to depth and beauty of the piece without compromising structural integrity
- Distressed finishing enhances the fine grain of the solid mango wood
- Unique two-tier design
- Eco-friendly solid wood materials sourced from sustainable plantations



Inspire



**AVNI**  
501-619NT ROUND ACCENT TABLE  
22" Dia. x 22"H

FINISH: Distressed Natural  
MATERIALS: Solid Wood

- Classic, hand-crafted design makes each piece unique
- Natural discoloration, subtle cracking can occur in mango wood adding to depth and beauty of the piece without compromising structural integrity
- Distressed finishing enhances the fine grain of the solid mango wood
- Unique two-tier design
- Eco-friendly solid wood materials sourced from sustainable plantations



Inspire



BRASS INLAY



**MADOX**

301-527NT COFFEE TABLE  
44" x 22" x 18"H

FINISH: Natural/Aged Gold  
MATERIALS: Solid Wood/Iron

- Classic, hand-crafted design makes each piece unique
- Solid mango wood table top with natural wood finish
- Brass inlay design in table top
- Sturdy iron legs in an aged gold finish
- Natural discoloration, subtle cracking can occur in mango wood adding to depth and beauty of the piece without compromising structural integrity



Inspire



BRASS INLAY



**MADOX**

502-527NT CONSOLE TABLE  
42 x 14 x 30"H

FINISH: Natural/Aged Gold  
MATERIALS: Solid Wood/Iron

- Classic, hand-crafted design makes each piece unique
- Solid mango wood table top with natural wood finish
- Brass inlay design in table top
- Sturdy iron legs in an aged gold finish
- Natural discoloration, subtle cracking can occur in mango wood adding to depth and beauty of the piece without compromising structural integrity



Inspire



BRASS INLAY



**MADOX**

501-527NT ACCENT TABLE  
21" x 24" x 22"H

FINISH: Natural/Aged Gold  
MATERIALS: Solid Wood/Iron

- Classic, hand-crafted design makes each piece unique
- Solid mango wood table top with natural wood finish
- Brass inlay design in table top
- Sturdy iron legs in an aged gold finish
- Natural discoloration, subtle cracking can occur in mango wood adding to depth and beauty of the piece without compromising structural integrity



Inspire





### ZIVAH

501-621NAT\_GL ACCENT TABLE

22 x 24 x 22"H

FINISH: Natural/Aged Gold

MATERIALS: Solid Wood/Iron

- Classic, hand-crafted design makes each piece unique
- Solid mango wood table top with a natural finish
- Natural discoloration, subtle cracking can occur in mango wood adding to depth and beauty of the piece without compromising structural integrity
- Iron table base with an aged gold finish
- Eco-friendly solid wood materials sourced from sustainable plantations



Inspire



### ZIVAH

301-621NAT\_GL COFFEE TABLE

42 x 20 x 18"H

FINISH: Natural/Aged Gold

MATERIALS: Solid Wood/Iron

- Classic, hand-crafted design makes each piece unique
- Solid mango wood table top with a natural finish
- Natural discoloration, subtle cracking can occur in mango wood adding to depth and beauty of the piece without compromising structural integrity
- Iron table base with an aged gold finish
- Eco-friendly solid wood materials sourced from sustainable plantations



Inspire



### BLOX

501-528NAT ROUND ACCENT TABLE

22" Dia. x 24"H

FINISH: Natural

MATERIALS: Solid Wood/Iron

- Classic, hand-crafted design makes each piece unique
- Natural discoloration, subtle cracking can occur in mango wood adding to depth and beauty of the piece without compromising structural integrity
- Natural finishing emphasizes the fine grain of the solid mango wood
- X-base in black-finished iron provides solid support
- Eco-friendly solid wood materials sourced from sustainable plantations



Inspire



### BLOX

301-528NAT ROUND COFFEE TABLE

33" Dia. x 18"H

FINISH: Natural

MATERIALS: Solid Wood/Iron

- Classic, hand-crafted design makes each piece unique
- Natural discoloration, subtle cracking can occur in mango wood adding to depth and beauty of the piece without compromising structural integrity
- Natural finishing emphasizes the fine grain of the solid mango wood
- X-base in black-finished iron provides solid support
- Eco-friendly solid wood materials sourced from sustainable plantations



Inspire





### VIRAG

301-571NT COFFEE TABLE  
48 x 24 x 18"H

FINISH: Natural

MATERIALS: Solid Wood/Iron

- Rustic industrial style
- Classic, hand-crafted design makes each piece unique
- Solid acacia wood table top in a natural burnt finish; natural cracking can occur in live-edge pieces
- Sturdy A-line iron legs in a matte black finish
- Eco-friendly solid wood materials sourced from sustainable plantations



Inspire



### VIRAG

501-571NT ACCENT TABLE  
24 x 20 x 22"H

FINISH: Natural

MATERIALS: Solid Wood/Iron

- Rustic industrial style
- Classic, hand-crafted design makes each piece unique
- Solid acacia wood table top in a natural burnt finish; natural cracking can occur in live-edge pieces
- Sturdy A-line iron legs in a matte black finish
- Eco-friendly solid wood materials sourced from sustainable plantations



Inspire



### VIRAG

502-571NT CONSOLE TABLE  
50 x 10 x 29.50"H

FINISH: Natural

MATERIALS: Solid Wood/Iron

- Rustic industrial style
- Classic, hand-crafted design makes each piece unique
- Solid acacia wood table top in a natural burnt finish; natural cracking can occur in live-edge pieces
- Sturdy A-line iron legs in a matte black finish
- Eco-friendly solid wood materials sourced from sustainable plantations



Inspire



### JIVIN

501-676NAT ACCENT TABLE  
18 x 14 x 22"H

FINISH: Natural

MATERIALS: Solid Wood/Iron

- Rustic modern design
- C-style table slides easily up to most sofa
- Solid acacia wood table top in a natural wood finish; natural cracking can occur in live-edge pieces
- Sturdy black iron frame
- Quick and easy assembly



Inspire



**JASPER**  
507-679GY CABINET  
29 x 13 x 30"H

FINISH: Antique Grey  
MATERIALS: MDF/Glass

- Clean, modern design
- Adjustable shelf and cable hole for plenty of storage options
- Doors with clear tempered glass insert and antique silver hardware
- MDF wood cabinet with poplar wood veneer
- Antique finish on visible wood grain



WHi



**JASPER**  
507-679WT CABINET  
29 x 13 x 30"H

FINISH: Antique White  
MATERIALS: MDF/Glass

- Clean, modern design
- Adjustable shelf and cable hole for plenty of storage options
- Doors with clear tempered glass insert and antique silver hardware
- MDF wood cabinet with poplar wood veneer
- Antique finish on visible wood grain



WHi





**ROSELA**

507-678GY CABINET

29 x 13 x 30"H

FINISH: Antique Grey  
MATERIALS: MDF/Glass

- Clean, modern design
- Adjustable shelf and cable hole for plenty of storage options
- Doors with clear tempered glass insert and antique silver hardware
- MDF wood cabinet with poplar wood veneer
- Antique finish on visible wood grain



WHi



**ROSELA**

507-678WT CABINET

29 x 13 x 30"H

FINISH: Antique White  
MATERIALS: MDF/Glass

- Clean, modern design
- Adjustable shelf and cable hole for plenty of storage options
- Doors with clear tempered glass insert and antique silver hardware
- MDF wood cabinet with poplar wood veneer
- Antique finish on visible wood grain



WHi



**PASCAL** **WHILE QUANTITIES LAST** !nspire

301-548GY COFFEE TABLE  
38 x 38 x 19"H

FINISH: Grey

MATERIALS: Faux Marble/Solid Wood

- Clean, modern design
- Thick, MDF table top with beveled edge detail
- Faux marble paper veneer
- Solid rubberwood legs and base with a dark grey finish



**PASCAL** **WHILE QUANTITIES LAST** !nspire

501-548GY ACCENT TABLE  
Large: 19.75" Dia. x 24"H

FINISH: Grey

MATERIALS: Faux Marble/Solid Wood

- Clean, modern 2pc nesting design
- Thick, MDF table tops
- Faux marble paper veneer
- Tripod style solid rubberwood legs with a dark grey finish
- Additional dimensions: Small - 15.75" Dia. x 21"H



**DARSH** !nspire

303-403WGY 3PC COFFEE TABLE SET  
Large: 27.75" Dia. x 18"H

FINISH: Washed Grey

MATERIALS: Solid Wood/Iron

- Rustic modern styling
- Nesting tables easily stack inside one another for space saving solutions
- Solid mango wood table tops with a washed grey finish
- Metal frames with a black, powder-coated finish
- Additional dimensions: Med- 21.75" Dia. x 15.75"H; Sm- 15.75" Dia. x 12.5"H



**DARSH** **WHILE QUANTITIES LAST** !nspire

303-403MWT 3PC COFFEE TABLE SET  
Large: 27.75" Dia. x 18"H

FINISH: White Marble

MATERIALS: Marble/MDF/Iron

- Rustic modern styling
- Nesting tables easily stack inside one another for space saving solutions
- MDF table tops with a faux marble veneer
- Iron frames with a black, powder-coated finish
- Additional dimensions: Med- 21.75" Dia. x 15.75"H; Sm- 15.75" Dia. x 12.5"H





**EMERY**

301-294REC-WT RECTANGULAR COFFEE TABLE  
39.50 x 23.75 x 15.75"H

FINISH: White

MATERIALS: MDF/Metal

- Contemporary style
- 1-inch thick reverse bevelled table top
- MDF table top with paper veneer
- Matte black metal legs with brushed gold-dipped accent
- Easy match to many décor styles



!nspire



**EMERY**

301-294RND-WT ROUND COFFEE TABLE  
31.50"Dia. x 18.25"H

FINISH: White

MATERIALS: MDF/Metal

- Contemporary style
- 1-inch thick reverse bevelled table top
- MDF table top with paper veneer
- Matte black metal legs with brushed gold-dipped accent
- Easy match to many décor styles



!nspire



**EMERY**

501-294WT ROUND ACCENT TABLE  
20" Dia. x 23"H

FINISH: White

MATERIALS: MDF/Metal

- Contemporary side table
- 1-inch thick reverse bevelled table top
- MDF table top with paper veneer
- Matte black metal legs with brushed gold-dipped accent
- Suitable for smaller spaces



!nspire



**NAPOLI**

502-545GY CONSOLE TABLE  
42.25 x 15.75 x 30"H

FINISH: Grey

MATERIALS: Faux Marble/Stainless Steel

- Modern console table
- 1-1/2" thick reverse bevel table top
- Handcrafted paper veneer with a faux marble finish
- Geometric posts with a grey painted finish
- MDF base wrapped in stainless steel



!nspire



!nspire

**NAPOLI**

301-545GY COFFEE TABLE  
42.25 x 23.75 x 15.75"H

FINISH: Grey

MATERIALS: Faux Marble/Stainless Steel

- Modern coffee table
- 1-1/2" thick reverse bevel table top
- Handcrafted paper veneer with a faux marble finish
- Geometric posts with a grey painted finish
- MDF base wrapped in stainless steel



!nspire

**NAPOLI**

501-545GY ACCENT TABLE  
23.75 x 23.75 x 23.75"H

FINISH: Grey

MATERIALS: Faux Marble/Stainless Steel

- Modern side table
- 1-1/2" thick reverse bevel table top
- Handcrafted paper veneer with a faux marble finish
- Geometric posts with a grey painted finish
- MDF base wrapped in stainless steel



!nspire

**BLOX**

301-528GY COFFEE TABLE  
33" Dia. x 18"H

FINISH: Grey

MATERIALS: Solid Wood/Iron

- Classic, hand-crafted design makes each piece unique
- Natural discoloration that often occurs in mango wood adds to the depth and beauty of the piece without compromising its structural integrity
- Rough grey finishing emphasizes the fine grain of the solid mango wood
- X-base in black-finished iron provides solid support
- Eco-friendly solid wood materials sourced from sustainable plantations



!nspire

**BLOX**

501-528GY ROUND ACCENT TABLE  
22" Dia. x 24"H

FINISH: Grey

MATERIALS: Solid Wood/Iron

- Classic, hand-crafted design makes each piece unique
- Natural discoloration that often occurs in mango wood adds to the depth and beauty of the piece without compromising its structural integrity
- Rough grey finishing emphasizes the fine grain of the solid mango wood
- X-base in black-finished iron provides solid support
- Eco-friendly solid wood materials sourced from sustainable plantations





!nspire

**EVA**  
301-126GY COFFEE TABLE  
33" Dia. x 18.25"H

FINISH: Distressed Grey  
MATERIALS: Solid Wood

- Classic, hand-crafted design makes each piece unique
- Natural discoloration that often occurs in mango wood adds to the depth and beauty of the piece without compromising its structural integrity
- Rough grey finishing emphasizes the fine grain of the solid mango wood
- Can be used as a table or ottoman
- Eco-friendly solid wood materials sourced from sustainable plantations



!nspire

**EVA**  
301-126NT COFFEE TABLE  
33" Dia. x 18.25"H

FINISH: Distressed Natural  
MATERIALS: Solid Wood

- Classic, hand-crafted design makes each piece unique
- Natural discoloration that often occurs in mango wood adds to the depth and beauty of the piece without compromising its structural integrity
- Distressed finishing enhances the fine grain of the solid mango wood
- Can be used as a table or ottoman
- Eco-friendly solid wood materials sourced from sustainable plantations



!nspire

**EVA**  
501-126GY ACCENT TABLE  
21.75" Dia. x 23.75" "H

FINISH: Distressed Grey  
MATERIALS: Solid Wood

- Classic, hand-crafted design makes each piece unique
- Natural discoloration that often occurs in mango wood adds to the depth and beauty of the piece without compromising its structural integrity
- Rough grey finishing emphasizes the fine grain of the solid mango wood
- Can be used as a stool, table or ottoman
- Eco-friendly solid wood materials sourced from sustainable plantations



!nspire

**EVA**  
501-126NT ACCENT TABLE  
21.75" Dia. x 23.75" "H

FINISH: Distressed Natural  
MATERIALS: Solid Wood

- Classic, hand-crafted design makes each piece unique
- Natural discoloration that often occurs in mango wood adds to the depth and beauty of the piece without compromising its structural integrity
- Distressed finishing enhances the fine grain of the solid mango wood
- Can be used as a stool, table or ottoman
- Eco-friendly solid wood materials sourced from sustainable plantations





**NILA**  
301-329NAT COFFEE TABLE  
30~36" Dia. x 18"H

FINISH: Natural  
MATERIALS: Solid Wood/Iron

- Rustic modern styling
- Solid acacia wood table top with natural wood finish
- Sturdy black wrought iron, hairpin-style legs
- Artisan crafted piece is unique and variable - no two will be exactly alike
- Eco-friendly solid wood materials sourced from sustainable, managed plantations



!nspire



**NILA**  
501-329NAT ACCENT TABLE  
~20" Dia. x 24"H

FINISH: Natural  
MATERIALS: Solid Wood/Iron

- Rustic modern styling
- Solid acacia wood table top with natural wood finish
- Sturdy black wrought iron, hairpin-style legs
- Artisan crafted piece is unique and variable - no two will be exactly alike
- Eco-friendly solid wood materials sourced from sustainable, managed plantations



!nspire



**NILA**  
502-329NAT CONSOLE/DESK  
42 x 14 x 30"H

FINISH: Natural  
MATERIALS: Solid Wood/Iron

- Rustic modern styling
- Solid acacia wood table top with natural wood finish
- Sturdy black wrought iron, hairpin-style legs
- Artisan crafted piece is unique and variable - no two will be exactly alike
- Eco-friendly solid wood materials sourced from sustainable, managed plantations



!nspire





**KEYA** **DISCONTINUED**

!nspire

501-514NAT 2PC ACCENT TABLE SET

Large: ~13" Dia. x 22"H

FINISH: Natural

MATERIALS: Solid Wood/Iron

- Rustic modern styling
- Thick, live-edge, solid acacia wood table tops with a natural finish
- Powder-coated black metal tripod legs
- Naturally occurring knots and markings in the solid wood make each one of these hand-crafted pieces unique
- Additional dimensions: Small - ~13" Dia. x 18" H



**ANIKA** **DISCONTINUED**

!nspire

301-557NT TRIPOD COFFEE TABLE

32~37" Dia. x 18"H

FINISH: Natural

MATERIALS: Solid Wood/Iron

- Classic, hand-crafted design makes each piece unique
- Live-edge, thick table tops made of solid acacia wood
- Natural finish shows the true beauty of the solid acacia wood grain
- Metal legs with a matte black finish
- Eco-friendly solid wood materials sourced from sustainable plantations



**SHLOK** **DISCONTINUED**

!nspire

501-516BK ACCENT TABLE

17~21" Dia. x 21"H

FINISH: Natural/Black Leg

MATERIALS: Solid Wood/Metal

- Classic, hand-crafted design makes each piece unique
- Live-edge, thick table top made of solid acacia wood
- Natural finish shows the true beauty of the solid acacia wood grain
- Metal legs with a black, powder-coated finish
- Eco-friendly solid wood materials sourced from sustainable plantations



**DISHA**

WHi

501-579BK 2PC ACCENT TABLE SET

Large: 18.5" Dia. x 23.5"H

FINISH: Black

MATERIALS: Solid Wood/Iron

- Solid wood 2 piece table set
- Solid acacia wood table tops
- Black iron legs provide sturdy support
- Black painted table top inset
- Additional Dimensions: Small - 15" Dia. x 20.5" H





**PARI** **DISCONTINUED**  
501-515BK ACCENT TABLE  
~21 x ~25 x 21"H

FINISH: Natural/Black Leg  
MATERIALS: Solid Wood/Metal

- Classic, hand-crafted design makes each piece unique
- Solid slab of natural mango wood
- Natural finish shows the true beauty of the solid mango wood grain
- Metal legs with a black, powder-coated finish
- Eco-friendly solid wood materials sourced from sustainable plantations



!nspire



**PARI** **DISCONTINUED**  
501-515CH ACCENT TABLE  
~21 x ~25 x 21"H

FINISH: Natural/Chrome Leg  
MATERIALS: Solid Wood/Metal

- Classic, hand-crafted design makes each piece unique
- Solid slab of natural mango wood
- Natural finish shows the true beauty of the solid mango wood grain
- Metal legs with a shiny, chrome finish
- Eco-friendly solid wood materials sourced from sustainable plantations



!nspire



**JAYDO**  
301-137NT COFFEE TABLE  
40 x 20 x 18"H

FINISH: Natural Burnt  
MATERIALS: Solid Wood/Iron

- Solid mango wood table top
- Functional drawer slides out from either side
- Scorching by hand creates a natural burnt finish
- Cast iron hairpin legs in a rustic black finish
- Natural discoloration that often occurs in mango wood adds to the depth and beauty of the piece without compromising its structural integrity



!nspire



**JAYDO**  
501-137NT ACCENT TABLE  
19.75 x 15.75 x 23.50"H

FINISH: Natural Burnt  
MATERIALS: Solid Wood/Iron

- Solid mango wood table top
- Functional drawer on wooden glides
- Scorching by hand creates a natural burnt finish
- Cast iron hairpin legs in a rustic black finish
- Natural discoloration that often occurs in mango wood adds to the depth and beauty of the piece without compromising its structural integrity



!nspire



**OJAS**  
 301-513NT LIFT-TOP COFFEE TABLE  
 36 x 26 x 17.75"H

FINISH: Natural Burnt

MATERIALS: Solid Wood/Wrought Iron

- Classic, hand-crafted design makes each piece unique
- Solid mango wood lift-up table top extends to 24.5"H
- Use 2-hands for safe and easy lift; hidden storage underneath
- Powder-coated black wrought iron frame
- Eco-friendly solid wood materials sourced from sustainable plantations



!nspire



[Click for a HDW-TO video](#)



**OJAS**  
 501-513NT ACCENT TABLE  
 22 x 22 x 22"H

FINISH: Natural Burnt

MATERIALS: Solid Wood/Wrought Iron

- Classic, hand-crafted design makes each piece unique
- Functional drawer on wooden glides
- Solid mango wood table top
- Powder-coated black wrought iron frame
- Eco-friendly solid wood materials sourced from sustainable plantations



!nspire



**OJAS**  
 502-513NT CONSOLE TABLE  
 42 x 10 x 32"H

FINISH: Natural Burnt

MATERIALS: Solid Wood/Wrought Iron

- Classic, hand-crafted design makes each piece unique
- Two open cubbies for display or storage
- Solid mango wood table top
- Powder-coated black wrought iron frame
- Eco-friendly solid wood materials sourced from sustainable plantations



!nspire



**IDRIS**  
502-814DSH CONSOLE/DESK  
42 x 12 x 30"H

FINISH: Dark Sheesham  
MATERIALS: Solid Wood

- Classic, hand-crafted design makes each piece unique
- Simple, clean-lined design
- Functional drawer on wood glides
- Naturally occurring sheesham wood characteristics and grain patterns
- Eco-friendly solid wood materials sourced from sustainable, managed plantations



!nspire



**IDRIS**  
502-814GY CONSOLE/DESK  
42 x 12 x 30"H

FINISH: Grey  
MATERIALS: Solid Wood

- Classic, hand-crafted design makes each piece unique
- Simple, clean-lined design
- Functional drawer on wood glides
- Naturally occurring sheesham wood characteristics and grain patterns
- Eco-friendly solid wood materials sourced from sustainable, managed plantations



!nspire



**IDRIS** **DISCONTINUED**  
505-814DS SHELVEING UNIT  
21.50 x 11.75 x 47.25"H

FINISH: Dark Sheesham  
MATERIALS: Solid Wood

- Classic, hand-crafted design makes each piece unique
- Staggered shelves provide plenty of storage or display space
- Versatile unit is finished on all sides and can be placed upright, lying down or side-by-side with another piece
- Naturally occurring sheesham wood characteristics and grain patterns
- Eco-friendly solid wood materials sourced from sustainable plantations



!nspire



**IDRIS** **DISCONTINUED**  
505-814GY SHELVEING UNIT  
21.50 x 11.75 x 47.25"H

FINISH: Grey  
MATERIALS: Solid Wood

- Classic, hand-crafted design makes each piece unique
- Staggered shelves provide plenty of storage or display space
- Versatile unit is finished on all sides and can be placed upright, lying down or side-by-side with another piece
- Naturally occurring sheesham wood characteristics and grain patterns
- Eco-friendly solid wood materials sourced from sustainable plantations



!nspire



## VOLSA

502-118GYW CONSOLE TABLE  
42 x 12 x 30"H

FINISH: Reclaimed  
MATERIALS: Solid Wood

- Rustic modern design
- Functional 2-tier table
- Solid mango wood construction
- Reclaimed grey finishing emphasizes the fine grain of the mango wood
- Narrow depth is perfect for small spaces



!nspire



## VOLSA

502-118WAL CONSOLE TABLE  
42 x 12 x 30"H

FINISH: Walnut  
MATERIALS: Solid Wood

- Rustic modern design
- Functional 2-tier table
- Solid mango wood construction
- Walnut finishing emphasizes the fine grain of the mango wood
- Narrow depth is perfect for small spaces



!nspire



## CHINTU

502-500WAL CONSOLE/DESK  
42 x 14 x 30"H

FINISH: Walnut  
MATERIALS: Solid Wood

- Rustic modern styling
- A-line design provides sturdy support and visual interest
- Rough finishing emphasizes the fine grain of the solid mango wood
- Functional drawer on wooden glides
- Natural discoloration that often occurs in mango wood adds to the depth and beauty of the piece without compromising its structural integrity



!nspire



## CHINTU

502-500LG CONSOLE/DESK  
42 x 14 x 30"H

FINISH: Light Grey  
MATERIALS: Solid Wood

- Rustic modern styling
- A-line design provides sturdy support and visual interest
- Rough finishing emphasizes the fine grain of the solid mango wood
- Functional drawer on wooden glides
- Natural discoloration that often occurs in mango wood adds to the depth and beauty of the piece without compromising its structural integrity



!nspire



**ARNAV**  
301-445WAL COFFEE TABLE  
43.50 x 26 x 18"H

FINISH: Walnut  
MATERIALS: Solid Wood

- Rustic modern style with mid-century influence
- Live-edge detailing brings the table top to life
- Solid acacia wood with a walnut finish
- Solid wood A-line legs
- Naturally occurring knots and markings in the solid wood make each one of these hand-crafted pieces unique



!nspire



**ARNAV**  
501-445WAL ACCENT TABLE  
22 x 22 x 22"H

FINISH: Walnut  
MATERIALS: Solid Wood

- Rustic modern style with mid-century influence
- Live-edge detailing brings the table top to life
- Solid acacia wood with a walnut finish
- Solid wood A-line legs
- Naturally occurring knots and markings in the solid wood make each one of these hand-crafted pieces unique



!nspire



**ARNAV**  
502-445WAL CONSOLE/DESK  
42 x 13 x 30"H

FINISH: Walnut  
MATERIALS: Solid Wood

- Rustic modern style with mid-century influence
- Live-edge detailing brings the table top to life
- Solid acacia wood with a walnut finish
- Narrow depth is great for smaller spaces
- Naturally occurring knots and markings in the solid wood make each one of these hand-crafted pieces unique



!nspire



### LANGPORT

301-332RK COFFEE TABLE  
47.25 x 23.75 x 18"H

FINISH: Rustic Oak

MATERIALS: MDF/Metal

- Rustic modern styling
- 2-tier design for extra storage or display
- Wood table top and bottom shelf with pine veneers in a rustic oak finish
- Iron frame and legs with powder-coated black finish



!nspire



### LANGPORT

501-332RK ACCENT TABLE  
24 x 22 x 22"H

FINISH: Rustic Oak

MATERIALS: MDF/Metal

- Rustic modern styling
- 2-tier design for extra storage or display
- Wood table top and bottom shelf with pine veneers in a rustic oak finish
- Iron frame and legs with powder-coated black finish



!nspire



### LANGPORT

502-332RK CONSOLE TABLE  
47.25 x 16 x 30"H


FINISH: Rustic Oak

MATERIALS: MDF/Metal

- Rustic modern styling
- 2-tier design for extra storage or display
- Wood table top and bottom shelf with pine veneers in a rustic oak finish
- Iron frame and legs with powder-coated black finish



!nspire



### QUINN

502-524BK CONSOLE TABLE  
50 x 10 x 29.5"H

FINISH: Black

MATERIALS: Metal/Glass/MDF

- Contemporary 2-tier console table
- MDF table top with PVC paper veneer in a black finish
- 5mm, tempered, clear glass on second shelf
- Metal frame with a matte black finish
- Narrow depth is perfect for smaller spaces



!nspire



!nspire

**ZEVON**

301-408CH COFFEE TABLE  
39.50 x 19.75 x 15.75"H

FINISH: Silver

MATERIALS: Stainless Steel/Glass

- Contemporary style table
- 8mm clear, tempered glass top
- Stainless steel frame
- Polished silver finish
- Designed to accommodate smaller spaces



!nspire

**ZEVON**

501-408CH ACCENT TABLE  
21.75 x 21.75 x 21.75"H

FINISH: Silver

MATERIALS: Stainless Steel/Glass

- Contemporary style table
- 8mm clear, tempered glass top
- Stainless steel frame
- Polished silver finish
- Designed to accommodate smaller spaces



!nspire

**ZEVON**

502-408CH CONSOLE/DESK  
39.50 x 11.75 x 30.75"H

FINISH: Silver

MATERIALS: Stainless Steel/Glass

- Contemporary style table
- 8mm clear, tempered glass top
- Stainless steel frame
- Polished silver finish
- Designed to accommodate smaller spaces



!nspire

**JUNIPER**

502-492CH CONSOLE TABLE  
39.50 x 11.75 x 30.75"H

FINISH: Silver

MATERIALS: Stainless Steel/Glass

- Contemporary design
- 8mm clear, tempered glass top
- Box-shaped table with a fun, geometric design
- Polished silver finish on stainless steel frame







## JUNIPER

301-492CH COFFEE TABLE  
47.25 x 23.75 x 15.75"H

FINISH: Silver

MATERIALS: Stainless Steel/Glass

- Contemporary design
- 8mm clear, tempered glass top
- Box-shaped table with a fun, geometric design
- Polished silver finish on stainless steel frame

!nspire



## JUNIPER

501-492CH ACCENT TABLE  
21.75 x 21.75 x 21.75"H

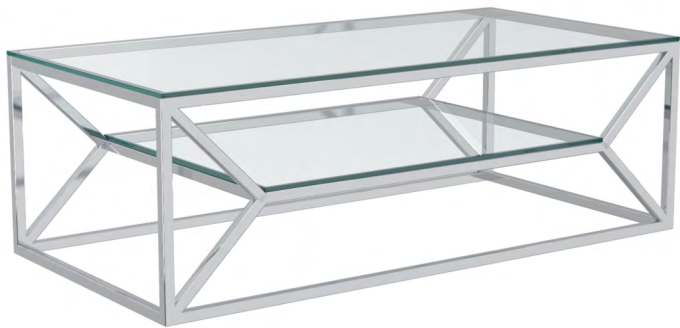
FINISH: Silver

MATERIALS: Stainless Steel/Glass

- Contemporary design
- 8mm clear, tempered glass top
- Cube-shaped table with a fun, geometric design
- Polished silver finish on stainless steel frame

!nspire





## DRAGOR

301-562CH COFFEE TABLE

47.25 x 23.75 x 15.75"H

FINISH: Silver

MATERIALS: Metal/Glass

- Contemporary styling
- 2-tier design allows for storage or display space
- 8mm tempered clear glass top and bottom shelf
- Chrome-finished metal frame

!nspire



## DRAGOR

501-562CH ACCENT TABLE

21.75 x 21.75 x 21.75"H

FINISH: Silver

MATERIALS: Metal/Glass

- Contemporary styling
- 2-tier design allows for storage or display space
- 8mm tempered clear glass top and bottom shelf
- Chrome-finished metal frame

!nspire





!nspire

### DRAGOR

502-562CH CONSOLE TABLE

47.25 x 11.75 x 30.75"H

FINISH: Silver

MATERIALS: Metal/Glass

- Contemporary styling
- 2-tier design allows for storage or display space
- 8mm tempered clear glass top and bottom shelf
- Chrome-finished metal frame
- Narrow depth is perfect for small spaces



!nspire

### ATHENA

502-747CM CONSOLE TABLE

42.25 x 12 x 30"H

FINISH: Chrome

MATERIALS: Metal/Glass

- Contemporary design
- 2-tier glass shelves
- 8mm, tempered clear glass table top
- Squared, modern lattice on table sides
- Narrow depth is perfect for small spaces



!nspire

### STRATA

301-746 COFFEE TABLE

32" Dia. x 18"H

FINISH: Chrome

MATERIALS: Metal/Glass

- Contemporary styling
- 8mm tempered glass inset
- Metal table frame in a chrome finish
- Overlapping C-shaped stretchers
- Strong, sturdy construction



!nspire

### STRATA

501-746 ACCENT TABLE

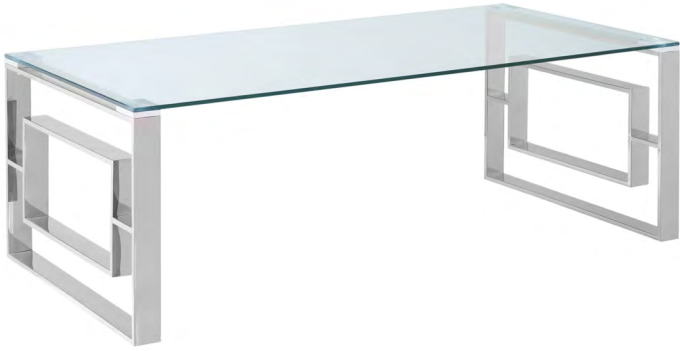
20" Dia. x 23"H

FINISH: Chrome

MATERIALS: Metal/Glass

- Contemporary styling
- 8mm tempered glass inset
- Metal table frame in a chrome finish
- Curved stretchers
- Strong, sturdy construction






!nspire

**EROS**  
301-482CH COFFEE TABLE  
47.25 x 23.75 x 15.75"H

FINISH: Silver  
MATERIALS: Stainless Steel/Glass

- Contemporary design
- 8mm clear, tempered glass top
- Modern geometric lattice on table sides
- Polished silver finish on stainless steel frame



!nspire

**EROS**  
301-482GL COFFEE TABLE  
47.25 x 23.75 x 15.75"H

FINISH: Gold  
MATERIALS: Stainless Steel/Glass

- Contemporary design
- 8mm clear, tempered glass top
- Modern geometric lattice on table sides
- Polished gold finish on stainless steel frame



!nspire

**EROS**  
501-482CH ACCENT TABLE  
21.75 x 21.75 x 21.75"H

FINISH: Silver  
MATERIALS: Stainless Steel/Glass

- Contemporary design
- 8mm clear, tempered glass top
- Modern geometric lattice on table sides
- Polished silver finish on stainless steel frame



!nspire

**EROS**  
501-482GL ACCENT TABLE  
21.75 x 21.75 x 21.75"H

FINISH: Gold  
MATERIALS: Stainless Steel/Glass

- Contemporary design
- 8mm clear, tempered glass top
- Modern geometric lattice on table sides
- Polished gold finish on stainless steel frame





**EROS**  
502-482CH CONSOLE/DESK  
39.50 x 11.75 x 30.75"H

FINISH: Silver  
MATERIALS: Stainless Steel/Glass

- Contemporary design
- 10mm, clear tempered glass
- Modern geometric lattice on table sides
- Polished silver finish on stainless steel frame
- Narrow depth of table for versatile uses

!nspire



**EROS**  
502-482GL CONSOLE/DESK  
39.50 x 11.75 x 30.75"H

FINISH: Gold  
MATERIALS: Stainless Steel/Glass

- Contemporary design
- 10mm, clear tempered glass
- Modern geometric lattice on table sides
- Polished gold finish on stainless steel frame
- Narrow depth of table for versatile uses

!nspire





## FLORINA

### 301-561REC COFFEE TABLE

47.25 x 23.75 x 17.75"H

FINISH: Silver/Gold

MATERIALS: Metal/Glass

- Contemporary design
- 8mm, clear tempered glass
- Modern geometric design
- Polished gold and silver finishes on frame



!nspire



## FLORINA

### 301-561SQU COFFEE TABLE

35.5 x 35.5 x 17.75"H

FINISH: Silver/Gold

MATERIALS: Metal/Glass

- Contemporary design
- 8mm, clear tempered glass
- Modern geometric design
- Polished gold and silver finishes on frame



!nspire



## FLORINA

### 501-561CH ACCENT TABLE

23.75 x 23.75 x 24"H

FINISH: Silver/Gold

MATERIALS: Metal/Glass

- Contemporary design
- 8mm, clear tempered glass
- Modern geometric design
- Polished gold and silver finishes on frame



!nspire



## FLORINA

### 502-561CH CONSOLE TABLE

47.25 x 15.75 x 30.75"H

FINISH: Silver/Gold

MATERIALS: Metal/Glass

- Contemporary design
- 8mm, clear tempered glass
- Modern geometric design
- Polished gold and silver finishes on frame



!nspire



**MANAV**

501-444BK 3PC ACCENT TABLE SET

Large: 22 x 12 x 25"H

FINISH: Black

MATERIALS: MDF/Iron

- Modern design
- Three nesting style tables fit neatly together
- Iron table frame with a painted black finish
- MDF table top with faux marble finish
- Additional Dimensions: Med - 18.5x11x23.25"H; Sm - 15x10x21"H

WHi



**MANAV**

501-444GL 3PC ACCENT TABLE SET

Large: 22 x 12 x 25"H

FINISH: Antique Gold

MATERIALS: MDF/Iron

- Modern design
- Three nesting style tables fit neatly together
- Iron table frame with an antique gold finish
- MDF table top with faux marble finish
- Additional Dimensions: Med - 18.5x11x23.25"H; Sm - 15x10x21"H

WHi





**TULIP** **DISCONTINUED**  
 501-688BK 2PC ACCENT TABLE SET  
 Large: 17.75" Dia. x 17.25" H

FINISH: Black  
 MATERIALS: Metal/Glass

- Contemporary style, 2 piece table set
- Different heights allows tables to nest together
- Both tables with 8mm, clear, tempered glass tops
- Weighted cylindrical bases provide solid support
- Additional Dimensions: Small - 13.75" Dia. x 19.5" H



!nspire



**TULIP** **DISCONTINUED**  
 501-688CH 2PC ACCENT TABLE SET  
 Large: 17.75" Dia. x 17.25" H

FINISH: Chrome  
 MATERIALS: Metal/Glass

- Contemporary style, 2 piece table set
- Different heights allows tables to nest together
- Both tables with 8mm, clear, tempered glass tops
- Weighted cylindrical bases provide solid support
- Additional Dimensions: Small - 13.75" Dia. x 19.5" H



!nspire



**TULIP** **DISCONTINUED**  
 501-688GL 2PC ACCENT TABLE SET  
 Large: 17.75" Dia. x 17.25" H

FINISH: Gold  
 MATERIALS: Metal/Glass

- Contemporary style, 2 piece table set
- Different heights allows tables to nest together
- Both tables with 8mm, clear, tempered glass tops
- Weighted cylindrical bases provide solid support
- Additional Dimensions: Small - 13.75" Dia. x 19.5" H



!nspire



**MOD**  
 501-410 ACCENT TABLE  
 21.75 x 15 x 23"H

FINISH: Chrome/Black  
 MATERIALS: Metal/Glass

- Contemporary styling
- Painted black 5mm tempered glass
- C-style table can fit against most sofas
- Sturdy construction can support added weight
- Rectangular base provides further stability



WHi





**FARO**  
507-099GY CABINET  
31.25 x 14 x 32"H

FINISH: Grey  
MATERIALS: MDF/Metal

- Clean, modern design
- Three adjustable shelves for plenty of storage space
- MDF wood cabinet with pine veneer
- Finished in a washed grey with visible wood grain
- Gunmetal finish on metal legs and cabinet hardware



WHi




**FARO**  
507-099WAL CABINET  
31.25 x 14 x 32"H

FINISH: Walnut  
MATERIALS: MDF/Metal

- Clean, modern design
- Three adjustable shelves for plenty of storage space
- MDF wood cabinet with pine veneer
- Finished in a walnut with visible wood grain
- Black, powder-coated metal legs and cabinet hardware



WHi



**DARCY**  
501-288CMT ACCENT TABLE  
10.50 x 16 x 25"H

FINISH: Cement  
MATERIALS: MDF/Metal

- Contemporary design
- C-style table slides easily up to most sofas
- Wood table top with a faux cement finish
- Black metal frame



WHi



**DARCY**  
501-288NAT ACCENT TABLE  
10.50 x 16 x 25"H

FINISH: Natural  
MATERIALS: MDF/Metal

- Contemporary design
- C-style table slides easily up to most sofas
- Wood table top with a natural washed finish
- Black metal frame



WHi



**QUBY** **WHILE QUANTITIES LAST**  
 505-564BK-3T 3-TIER FOLDING SHELF  
 28 x 13.5 x 35.5"H

FINISH: Black  
 MATERIALS: Metal

- Super versatile foldable metal shelf
- Quick and easy folding design, opens up and locks into place; no assembly is required
- Wheels provide ease of movement, lock into place for added stability
- Ample shelf space on multiple tiers for plenty of storage
- Approximate weight capacity for top shelf is 65 lbs, for shelves is 45 lbs



**QUBY** **WHILE QUANTITIES LAST**  
 505-564BK-4T 4-TIER FOLDING SHELF  
 28 x 13.5 x 49.5"H

FINISH: Black  
 MATERIALS: Metal

- Super versatile foldable metal shelf
- Quick and easy folding design, opens up and locks into place; no assembly is required
- Wheels provide ease of movement, lock into place for added stability
- Ample shelf space on multiple tiers for plenty of storage
- Approximate weight capacity for top shelf is 65 lbs, for shelves is 45 lbs



**QUBY** **WHILE QUANTITIES LAST**  
 505-564WT-3T 3-TIER FOLDING SHELF  
 28 x 13.5 x 35.5"H

FINISH: White  
 MATERIALS: Metal

- Super versatile foldable metal shelf
- Quick and easy folding design, opens up and locks into place; no assembly is required
- Wheels provide ease of movement, lock into place for added stability
- Ample shelf space on multiple tiers for plenty of storage
- Approximate weight capacity for top shelf is 65 lbs, for shelves is 45 lbs



**QUBY** **WHILE QUANTITIES LAST**  
 505-564WT-4T 4-TIER FOLDING SHELF  
 28 x 13.5 x 49.5"H

FINISH: White  
 MATERIALS: Metal

- Super versatile foldable metal shelf
- Quick and easy folding design, opens up and locks into place; no assembly is required
- Wheels provide ease of movement, lock into place for added stability
- Ample shelf space on multiple tiers for plenty of storage
- Approximate weight capacity for top shelf is 65 lbs, for shelves is 45 lbs





**QUBY** **WHILE QUANTITIES LAST**

505-564BK-5T 5-TIER FOLDING SHELF

28 x 13.5 x 63.75"H

FINISH: Black

MATERIALS: Metal

- Super versatile foldable metal shelf
- Quick and easy folding design, opens up and locks into place; no assembly is required
- Wheels provide ease of movement, lock into place for added stability
- Ample shelf space on multiple tiers for plenty of storage
- Approximate weight capacity for top shelf is 65 lbs, for shelves is 45 lbs



WHi



**QUBY** **WHILE QUANTITIES LAST**

505-564WT-5T 5-TIER FOLDING SHELF

28 x 13.5 x 63.75"H

FINISH: White

MATERIALS: Metal

- Super versatile foldable metal shelf
- Quick and easy folding design, opens up and locks into place; no assembly is required
- Wheels provide ease of movement, lock into place for added stability
- Ample shelf space on multiple tiers for plenty of storage
- Approximate weight capacity for top shelf is 65 lbs, for shelves is 45 lbs



WHi



Press **PLAY** to see how you can use this shelf



FOLDING CART

**SUMI** **WHILE QUANTITIES LAST**

556-092BK 2-TIER FOLDING BAR CART  
26.50 x 15.75 x 27"H

FINISH: Black/Chrome  
MATERIALS: Metal

- Easy, fold-away 2-tier trolley
- Metal shelves top and bottom tier
- Chrome-finished frame and accents
- Wheels move 360° for full maneuverability
- Plastic wheels have locking capability



WHi



FOLDING CART

**SUMI** **WHILE QUANTITIES LAST**

556-092WT 2-TIER FOLDING BAR CART  
26.50 x 15.75 x 27"H

FINISH: White/Chrome  
MATERIALS: Metal

- Easy, fold-away 2-tier trolley
- Metal shelves top and bottom tier
- Chrome-finished frame and accents
- Wheels move 360° for full maneuverability
- Plastic wheels have locking capability



WHi



**INKA**  
556-094BK 2-TIER BAR CART  
29.50 x 19 x 28.5"H

FINISH: Black  
MATERIALS: Metal/MDF

- Fun, contemporary 2-tier design
- 12mm MDF board with high-gloss painted finish on both tiers
- Wheels move 360° for full maneuverability
- Plastic wheels have locking capability
- Chrome-finished metal posts, handle, and bottle holders



WHi



**INKA** **DISCONTINUED**  
556-094GY 2-TIER BAR CART  
29.50 x 19 x 28.5"H

FINISH: Grey  
MATERIALS: Metal/MDF

- Fun, contemporary 2-tier design
- 12mm MDF board with high-gloss painted finish on both tiers
- Wheels move 360° for full maneuverability
- Plastic wheels have locking capability
- Chrome-finished metal posts, handle, and bottle holders



WHi





**ZEDD**  
556-218BR 2-TIER BAR CART  
28 x 15 x 29.5"H

FINISH: Polished Gold  
MATERIALS: Metal/Glass

- Contemporary, brass-finished trolley
- 5mm, clear tempered glass top shelf
- 5mm mirrored glass bottom shelf
- Wheels move 360° for full maneuverability
- Plastic wheels have locking capability



WHi



**ZEDD**  
556-218CH 2-TIER BAR CART  
28 x 15 x 29.5"H

FINISH: Chrome  
MATERIALS: Metal/Glass

- Contemporary, chrome-finished trolley
- 5mm, clear tempered glass top shelf
- 5mm mirrored glass bottom shelf
- Wheels move 360° for full maneuverability
- Plastic wheels have locking capability



WHi





### NEEMA

556-754CH 2-TIER BAR CART  
19.75 x 16.75 x 30.75"H

FINISH: Chrome

MATERIALS: Metal/Glass

- Contemporary, chrome-finished trolley
- 5mm, clear tempered glass top shelf
- 5mm mirrored glass bottom shelf
- Wheels move 360° for full maneuverability
- Plastic wheels have locking capability



WHi



### ORISO **WHILE QUANTITIES LAST**

556-093BK 2-TIER BAR CART  
26.50 x 16.50 x 30.5"H

FINISH: Black

MATERIALS: Metal/Glass

- Contemporary design
- 5mm, clear tempered glass top shelf
- 5mm mirrored glass bottom shelf
- Wheels move 360° for full maneuverability
- Plastic wheels have locking capability



WHi



### ORISO **WHILE QUANTITIES LAST**

556-093CH 2-TIER BAR CART  
26.50 x 16.50 x 30.5"H

FINISH: Chrome

MATERIALS: Metal/Glass

- Contemporary, chrome-finished trolley
- 5mm, clear tempered glass top shelf
- 5mm mirrored glass bottom shelf
- Wheels move 360° for full maneuverability
- Plastic wheels have locking capability



WHi



**ZAYN** **DISCONTINUED**

552-398CF COAT RACK  
17.25 x 17.25 x 69"H

FINISH: Coffee  
MATERIALS: Wood

- Contemporary, tree-like design
- Eight fixed hooks, varying length
- Hooks on alternating sides for optimal hanging
- Solid wood construction
- Sturdy, 17-1/4" wide base



WHi



**BRANCHA**


552-886 COAT RACK  
12" Dia. x 72"H

FINISH: Black  
MATERIALS: Metal/Solid Wood

- Transitional styling
- 9 hooks with solid rubberwood knobs
- Tapered, solid rubberwood post
- All wood with dark walnut finish
- Sturdy, weighted 13" diameter black base



WHi



**ZAYN**

552-398GY COAT RACK  
17.25 x 17.25 x 69"H

FINISH: Grey  
MATERIALS: Wood

- Contemporary, tree-like design
- Eight fixed hooks, varying length
- Hooks on alternating sides for optimal hanging
- Solid wood construction
- Sturdy, 17-1/4" wide base



WHi



**ROXTON** **WHILE QUANTITIES LAST**

552-227GY COAT RACK  
17 x 17 x 73.25"H

FINISH: Grey  
MATERIALS: Solid Wood

- Traditional style coat rack
- Swivel top with 8 hooks
- Four fixed hooks on bottom for extra hanging space
- Solid wood construction
- Sturdy, 17" wide base



WHi





**CALEDON** **DISCONTINUED**

552-164 COAT RACK  
13.75" Dia. x 74.75" "H

FINISH: Walnut

MATERIALS: Solid Wood/Metal

- Numerous hooks at varying heights to hang an assortment of items
- Solid rubberwood post
- Painted walnut finish
- Chrome-finished accents on post and hooks
- 13.75" diameter weighted base



WHi



**TENLEY**

552-972BK COAT RACK  
11.75" Dia. x 71"H


FINISH: Black

MATERIALS: Metal/Solid Wood

- Clean-lined, transitional design
- Solid rubberwood hooks in a natural wood finish
- Metal posts in a coated black finish
- Sturdy, 12" wide base



WHi





**ORIN**  
552-838CH COAT RACK  
12.25" Dia. x 71.75" "H

FINISH: Chrome  
MATERIALS: Metal

- Contemporary design
- Tree-inspired styling
- Numerous hooks, plenty of hanging space
- Sturdy, weighted 12" diameter base



WHi



**ORIN**  
552-838WT COAT RACK  
12.25" Dia. x 71.75" "H

FINISH: White  
MATERIALS: Metal

- Contemporary design
- Tree-inspired styling
- Numerous hooks, plenty of hanging space
- Sturdy, weighted 12" diameter base



WHi



**NEIL** **DISCONTINUED**  
552-234NK COAT RACK  
13.75 x 13.75 x 71"H

FINISH: Brushed Nickel  
MATERIALS: Metal

- Contemporary, wave-inspired design
- Multiple hooks at multiple levels for various storage needs
- Brushed nickel finish on posts and hooks
- Sturdy square base with a brushed nickel finish



!nspire



**LUNA II**  
552-884BK COAT RACK  
22.75" Dia. x 69" "H

FINISH: Black  
MATERIALS: Metal

- Contemporary styling
- 9 chrome finished hooks
- Posts made of rectangular metal tubing
- Sturdy, 13" wide base



WHi



***Home Office***



**EROS** **NEW**

801-482CH DESK  
47.25 x 23.75 x 29.50"H

FINISH: Silver  
MATERIALS: Metal/Glass

- Contemporary design
- 8mm clear, tempered glass top
- Modern geometric lattice on table sides
- Polished silver finish on stainless steel frame
- Approximate weight capacity is 100 lbs



Inspire



**EROS** **NEW**

801-482GL DESK  
47.25 x 23.75 x 29.50"H

FINISH: Gold  
MATERIALS: Metal/Glass

- Contemporary design
- 8mm clear, tempered glass top
- Modern geometric lattice on table sides
- Polished gold finish on stainless steel frame
- Approximate weight capacity is 100 lbs



Inspire



**ZEVON** **NEW**

801-408CH DESK  
47.25 x 23.75 x 29.50"H

FINISH: Silver  
MATERIALS: Metal/Glass

- Contemporary style desk
- 8mm clear, tempered glass top
- Stainless steel frame
- Polished silver finish
- Approximate weight capacity is 100 lbs



Inspire



**ANAND** **NEW**

801-627NAT DESK

42 x 20 x 30"H

FINISH: Natural/Aged Gold

MATERIALS: Solid Wood/Iron

- Rustic modern styling
- Solid mango wood construction
- Functional drawer on wood glides
- Raised edging on back of desk if iron metal in an aged gold finish
- Approximate weight capacity is 200 lbs



Inspire



**ANAND** **NEW**

801-627WAL DESK

42 x 20 x 30"H

FINISH: Walnut/Aged Gold

MATERIALS: Solid Wood/Iron

- Rustic modern styling
- Solid mango wood construction
- Functional drawer on wood glides
- Raised edging on back of desk if iron metal in an aged gold finish
- Approximate weight capacity is 200 lbs



Inspire





**DARCY** **WHILE QUANTITIES LAST**

801-288DK-NAT DESK  
33.50 x 15.75 x 27.5"H

FINISH: Natural  
MATERIALS: MDF/Metal

- Contemporary design
- Small profile desk for home office or tight spaces
- Wood table top with a natural washed finish
- Black metal frame
- Desktop with 40lbs weight capacity



WHi



**LOKI**  
802-672BK OFFICE CHAIR  
23.50 x 21.25 x 30.50~34.25"H

FINISH: Black  
MATERIALS: Faux Leather

- Mid-century modern office chair with faux black leather upholstery
- Gas-lift seat height adjustment and full swivel seat
- Bentwood frame on chair back and seat in a walnut wood grain finish
- Firm polyester seat cushion
- Approximate weight capacity is 250 lbs; seat height is 18" to 22"



WHi



**DARCY** **WHILE QUANTITIES LAST**

801-288DK-CMT DESK  
33.50 x 15.75 x 27.5"H

FINISH: Cement  
MATERIALS: MDF/Metal

- Contemporary design
- Small profile desk for home office or tight spaces
- Wood table top with a faux cement finish
- Black metal frame
- Desktop with 40lbs weight capacity



WHi



**NAVID**

801-380GY DESK  
44 x 21.5 x 30"H

FINISH: Grey

MATERIALS: Solid Wood/Iron

- Modern industrial desk
- Functional drawer on wooden glides
- Solid mango wood table top in a washed grey finish
- Metal legs with a black, powder-coated finish
- Approximate weight capacity for table is 150 lbs



WHi



**NAVID**

801-380NAT DESK  
44 x 21.5 x 30"H

FINISH: Natural Burnt

MATERIALS: Solid Wood/Iron

- Classic, hand-crafted design makes each piece unique
- Functional drawer on wooden glides
- Scorching by hand creates a natural burnt finish
- Metal legs with a black, powder-coated finish
- Approximate weight capacity for table is 150 lbs



WHi





**ABYSS** WHILE QUANTITIES LAST

802-705GY/BK OFFICE CHAIR  
23.25 x 23.25 x 44.5~48.5"H

FINISH: Grey/Black Leg

MATERIALS: Faux Leather/Metal

- Home office chair with faux leather upholstery
- Gas-lift seat height adjustment and full swivel seat
- Contoured seat with tilt mechanism for postural support
- Firm polyester foam cushion
- Approximate weight capacity is 250 lbs; seat height is 19" to 23"



WHi



**ABYSS** WHILE QUANTITIES LAST

802-705BLU/BK OFFICE CHAIR  
23.25 x 23.25 x 44.5~48.5"H

FINISH: Blue/Black Leg

MATERIALS: Faux Leather/Metal

- Home office chair with faux leather upholstery
- Gas-lift seat height adjustment and full swivel seat
- Contoured seat with tilt mechanism for postural support
- Firm polyester foam cushion
- Approximate weight capacity is 250 lbs; seat height is 19" to 23"



WHi



**ABYSS** WHILE QUANTITIES LAST

802-705RD/BK OFFICE CHAIR  
23.25 x 23.25 x 44.5~48.5"H

FINISH: Red/Black Leg

MATERIALS: Faux Leather/Metal

- Home office chair with faux leather upholstery
- Gas-lift seat height adjustment and full swivel seat
- Contoured seat with tilt mechanism for postural support
- Firm polyester foam cushion
- Approximate weight capacity is 250 lbs; seat height is 19" to 23"



WHi





**CLINK** **WHILE QUANTITIES LAST**

802-704BLU/BK OFFICE CHAIR  
21.75 x 21.75 x 37.25~42"H

FINISH: Blue/Black Leg

MATERIALS: Faux Leather/Metal

- Home office chair with faux leather upholstery
- Gas-lift seat height adjustment and full swivel seat
- Full contoured seat for postural support
- Firm polyester foam cushion
- Approximate weight capacity is 250 lbs; seat height is 15.75" to 20.5"



WHi



**CLINK** **WHILE QUANTITIES LAST**

802-704RD/BK OFFICE CHAIR  
21.75 x 21.75 x 37.25~42"H

FINISH: Red/Black

MATERIALS: Faux Leather/Metal

- Home office chair with faux leather upholstery
- Gas-lift seat height adjustment and full swivel seat
- Full contoured seat for postural support
- Firm polyester foam cushion
- Approximate weight capacity is 250 lbs; seat height is 15.75" to 20.5"



WHi



**CLINK** **WHILE QUANTITIES LAST**

802-704GY/BK OFFICE CHAIR  
21.75 x 21.75 x 37.25~42"H

FINISH: Grey/Black

MATERIALS: Faux Leather/Metal

- Home office chair with faux leather upholstery
- Gas-lift seat height adjustment and full swivel seat
- Full contoured seat for postural support
- Firm polyester foam cushion
- Approximate weight capacity is 250 lbs; seat height is 15.75" to 20.5"



WHi



**BLADE** WHILE QUANTITIES LAST

802-706BLU/BK OFFICE CHAIR  
25.50 x 25.50 x 49.75~53.75"H

FINISH: Blue/Black Leg

MATERIALS: Faux Leather/Metal

- Home office chair with faux leather upholstery
- Gas-lift seat height adjustment and full swivel seat
- Contoured seat with tilt mechanism for postural support
- Firm polyester foam cushion
- Approximate weight capacity is 250 lbs; seat height is 18.5" to 22.5"



WHi



**BLADE** WHILE QUANTITIES LAST

802-706GY/BK OFFICE CHAIR  
25.50 x 25.50 x 49.75~53.75"H

FINISH: Grey/Black Leg

MATERIALS: Faux Leather/Metal

- Home office chair with faux leather upholstery
- Gas-lift seat height adjustment and full swivel seat
- Contoured seat with tilt mechanism for postural support
- Firm polyester foam cushion
- Approximate weight capacity is 250 lbs; seat height is 18.5" to 22.5"



WHi



**BLADE** WHILE QUANTITIES LAST

802-706RD/BK OFFICE CHAIR  
25.50 x 25.50 x 49.75~53.75"H

FINISH: Red/Black

MATERIALS: Faux Leather/Metal

- Home office chair with faux leather upholstery
- Gas-lift seat height adjustment and full swivel seat
- Contoured seat with tilt mechanism for postural support
- Firm polyester foam cushion
- Approximate weight capacity is 250 lbs; seat height is 18.5" to 22.5"



WHi



**FIGO**

802-840DG OFFICE CHAIR  
23.25 x 23.25 x 45.25~49.25"H

FINISH: Grey

MATERIALS: Fabric/Metal

- Home office chair with faux leather upholstery
- Gas-lift seat height adjustment and full swivel seat
- Contoured seat with tilt mechanism for postural support
- Firm polyester foam cushion and mesh fabric detail
- Approximate weight capacity is 250 lbs; seat height is 17" to 21"



WHi



**MILLIE**

802-702BLU BOUCLE OFFICE CHAIR  
21.75 x 21.75 x 31~35"H

FINISH: Blue

MATERIALS: Fabric/Metal

- Modern home office chair with ultra soft, boucle-like fabric upholstery
- Gas-lift seat height adjustment and full swivel seat
- Chrome finish on metal base with 360 degree movement wheels
- Plush polyester seat cushion with medium-soft firmness
- Approximate weight capacity is 250 lbs; seat height is 18" to 22"



WHi



**MILLIE**

802-702IV BOUCLE OFFICE CHAIR  
21.75 x 21.75 x 31~35"H

FINISH: Ivory

MATERIALS: Fabric/Metal

- Modern home office chair with ultra soft, boucle-like fabric upholstery
- Gas-lift seat height adjustment and full swivel seat
- Chrome finish on metal base with 360 degree movement wheels
- Plush polyester seat cushion with medium-soft firmness
- Approximate weight capacity is 250 lbs; seat height is 18" to 22"



WHi



**MILLIE**

802-702MUS BOUCLE OFFICE CHAIR  
21.75 x 21.75 x 31~35"H

FINISH: Mustard

MATERIALS: Fabric/Metal

- Modern home office chair with ultra soft, boucle-like fabric upholstery
- Gas-lift seat height adjustment and full swivel seat
- Chrome finish on metal base with 360 degree movement wheels
- Plush polyester seat cushion with medium-soft firmness
- Approximate weight capacity is 250 lbs; seat height is 18" to 22"



WHi



**MILLIE**

802-702PK BOUCLE OFFICE CHAIR  
21.75 x 21.75 x 31~35"H

FINISH: Pink

MATERIALS: Fabric/Metal

- Modern home office chair with ultra soft, boucle-like fabric upholstery
- Gas-lift seat height adjustment and full swivel seat
- Chrome finish on metal base with 360 degree movement wheels
- Plush polyester seat cushion with medium-soft firmness
- Approximate weight capacity is 250 lbs; seat height is 18" to 22"



WHi

# ***Accent Seating***





**HUXLY** **NEW**

403-588BG ACCENT CHAIR  
29.50 x 27 x 32"H

FINISH: Beige/Weathered Brown  
MATERIALS: Fabric/Wood

- Mid-century modern styling
- Textured fabric upholstery
- Solid rubberwood frame and legs with a weathered brown finish
- Seat is box frame with web construction and topped with medium-firm polyester cushion
- Approximate weight capacity is 250 lbs; seat height is 17"



WHi



**HUXLY** **NEW**

403-588GY ACCENT CHAIR  
29.50 x 27 x 32"H

FINISH: Grey/Weathered Brown  
MATERIALS: Fabric/Wood

- Mid-century modern styling
- Textured fabric upholstery
- Solid rubberwood frame and legs with a weathered brown finish
- Seat is box frame with web construction and topped with medium-firm polyester cushion
- Approximate weight capacity is 250 lbs; seat height is 17"



WHi



**WILDER** **NEW**

403-589GB ACCENT CHAIR  
29.50 x 27 x 32"H

FINISH: Grey-Beige/Weathered Brown  
MATERIALS: Faux Leather/Wood

- Mid-century modern styling
- Textured fabric upholstery
- Solid rubberwood frame and legs with a weathered brown finish
- Seat is box frame with web construction and topped with medium-firm polyester cushion
- Approximate weight capacity is 250 lbs; seat height is 17"



WHi



**WILDER** **NEW**

403-589GY ACCENT CHAIR  
29.50 x 27 x 32"H

FINISH: Grey/Weathered Brown  
MATERIALS: Faux Leather/Wood

- Mid-century modern styling
- Textured fabric upholstery
- Solid rubberwood frame and legs with a weathered brown finish
- Seat is box frame with web construction and topped with medium-firm polyester cushion
- Approximate weight capacity is 250 lbs; seat height is 17"



WHi



**ZANA**  
403-572CM\_BK BOUCLE ACCENT CHAIR  
27.50 x 25 x 25.5"H

FINISH: Cream/Black Leg  
MATERIALS:

- Barrel-style accent chair with soft velvet upholstery
- Removable cushion allows for seamless mix-and-match options
- Metal legs with a matte black finish
- Seat is box frame with web and spring construction and topped with medium-firm polyester cushion
- Approximate weight capacity is 400 lbs; seat height is 17.75"



Inspire



**ZANA**  
403-572GY\_BK BOUCLE ACCENT CHAIR  
27.50 x 25 x 25.50"H

FINISH: Grey/Black Leg  
MATERIALS:

- Barrel-style accent chair with soft velvet upholstery
- Removable cushion allows for seamless mix-and-match options
- Metal legs with a matte black finish
- Seat is box frame with web and spring construction and topped with medium-firm polyester cushion
- Approximate weight capacity is 400 lbs; seat height is 17.75"



Inspire





**ZOHEY**  
403-675GY BOUCLE ACCENT CHAIR  
26.75 x 28.50 x 35"H

FINISH: Grey  
MATERIALS: Fabric

- Modern, seamless-look accent chair
- Soft fabric upholstery and stitching detail on back
- Solid wood legs with a matte black finish
- Seat is box frame with web construction and topped with medium-firm polyester cushion
- Approximate weight capacity is 300 lbs; seat height is 17.5"



Inspire



**ZOHEY**  
403-675CM BOUCLE ACCENT CHAIR  
26.75 x 28.50 x 35"H

FINISH: Crème  
MATERIALS: Fabric

- Modern, seamless-look accent chair
- Soft fabric upholstery and stitching detail on back
- Solid wood legs with a matte black finish
- Seat is box frame with web construction and topped with medium-firm polyester cushion
- Approximate weight capacity is 300 lbs; seat height is 17.5"



Inspire



**KYRIE**  
403-587GB ACCENT CHAIR  
27 x 29 x 33.50"H

FINISH: Grey-Beige  
MATERIALS: Faux Leather

- Modern wing-back accent chair
- Faux leather upholstery, thick piping on seat, silver nail head detail on back
- Solid rubberwood legs in an espresso finish with polished gold accent
- Box frame seat with foam and spring, topped with firm polyester cushion
- Approximate weight capacity is 250 lbs; seat height is 19"



Inspire



**KYRIE**  
403-587SD ACCENT CHAIR  
27 x 29 x 33.50"H

FINISH: Saddle  
MATERIALS: Faux Leather

- Modern wing-back accent chair
- Faux leather upholstery, thick piping on seat, silver nail head detail on back
- Solid rubberwood legs in an espresso finish with polished gold accent
- Box frame seat with foam and spring, topped with firm polyester cushion
- Approximate weight capacity is 250 lbs; seat height is 19"



Inspire



**KYRIE**  
403-587GY ACCENT CHAIR  
27 x 29 x 33.50"H

FINISH: Grey  
MATERIALS: Faux Leather

- Modern wing-back accent chair
- Faux leather upholstery, thick piping on seat, silver nail head detail on back
- Solid rubberwood legs in an espresso finish with polished gold accent
- Box frame seat with foam and spring, topped with firm polyester cushion
- Approximate weight capacity is 250 lbs; seat height is 19"



Inspire





Inspire

**RYKER**  
403-590GY ACCENT CHAIR  
28.25 x 29.50 x 31.50"H

FINISH: Grey  
MATERIALS: Faux Leather

- Modern armchair
- Removable cushion allows for easy cleaning
- Metal legs with a matte black finish
- Seat is box frame with foam and spring construction and topped with firm polyester cushion
- Approximate weight capacity is 250 lbs; seat height is 17.5"



Inspire

**RYKER**  
403-590GB ACCENT CHAIR  
28.25 x 29.50 x 31.50"H

FINISH: Grey-Beige  
MATERIALS: Faux Leather

- Modern armchair
- Removable cushion allows for easy cleaning
- Metal legs with a matte black finish
- Seat is box frame with foam and spring construction and topped with firm polyester cushion
- Approximate weight capacity is 250 lbs; seat height is 17.5"



Inspire

**RYKER**  
403-590SD ACCENT CHAIR  
28.25 x 29.50 x 31.50"H

FINISH: Saddle  
MATERIALS: Faux Leather

- Modern armchair
- Removable cushion allows for easy cleaning
- Metal legs with a matte black finish
- Seat is box frame with foam and spring construction and topped with firm polyester cushion
- Approximate weight capacity is 250 lbs; seat height is 17.5"





**EZRA**  
403-586BL ACCENT CHAIR  
29 x 29.75 x 34.25"H

FINISH: Blue  
MATERIALS: Velvet

- Modern barrel-shaped accent chair
- Rich velvet upholstery on shell-shaped back, seat with thick piping detail
- Solid rubberwood legs in an espresso finish with polished gold accent
- Seat is box frame with foam and spring construction topped with firm polyester cushion
- Approximate weight capacity is 250 lbs; seat height is 18"



Inspire



**EZRA**  
403-586GY ACCENT CHAIR  
29 x 29.75 x 34.25"H

FINISH: Grey  
MATERIALS: Velvet

- Modern barrel-shaped accent chair
- Rich velvet upholstery on shell-shaped back, seat with thick piping detail
- Solid rubberwood legs in an espresso finish with polished gold accent
- Seat is box frame with foam and spring construction topped with firm polyester cushion
- Approximate weight capacity is 250 lbs; seat height is 18"



Inspire



**EZRA**  
403-586MUS ACCENT CHAIR  
29 x 29.75 x 34.25"H

FINISH: Mustard  
MATERIALS: Velvet

- Modern barrel-shaped accent chair
- Rich velvet upholstery on shell-shaped back, seat with thick piping detail
- Solid rubberwood legs in an espresso finish with polished gold accent
- Seat is box frame with foam and spring construction topped with firm polyester cushion
- Approximate weight capacity is 250 lbs; seat height is 18"



Inspire





### CYRUS

403-626BK ACCENT CHAIR  
25 x 36 x 30"H

FINISH: Black/Black

MATERIALS: Faux Leather/Solid Wood

- Mid-century modern accent chair
- Woven, black faux leather strap seat and back
- Solid rubberwood frame in a black finish
- Firm seat support, no cushion needed
- Approximate weight capacity is 250 lbs



WHi



### CYRUS

403-626GY ACCENT CHAIR  
25 x 36 x 30"H

FINISH: Grey/Walnut

MATERIALS: Faux Leather/Solid Wood

- Mid-century modern accent chair
- Woven, grey faux leather strap seat and back
- Solid rubberwood frame in a black finish
- Firm seat support, no cushion needed
- Approximate weight capacity is 250 lbs



WHi



### INGRID

401-570MUS BENCH  
48 x 16.50 x 17.50"H

FINISH: Vintage Mustard

MATERIALS: Velvet/Solid Wood

- Modern and velvet bench
- Textured, linen-like fabric with square-patterned button tufting
- Solid rubberwood legs in a walnut finish
- Medium-firm polyester foam cushion
- Approximate weight capacity is 300 lb



WHi



### INGRID

401-570CH BENCH  
48 x 16.50 x 17.50"H

FINISH: Vintage Charcoal

MATERIALS: Velvet/Solid Wood

- Modern and velvet bench
- Textured, linen-like fabric with square-patterned button tufting
- Solid rubberwood legs in a walnut finish
- Medium-firm polyester foam cushion
- Approximate weight capacity is 300 lbs



WHi



**PEBBLE**

401-595CM BOUCLE BENCH  
48 x 16.50 x 17.50"H

FINISH: Cream

MATERIALS: Fabric/Solid Wood

- Mid-century modern styling
- Textured, linen-like fabric with square-patterned button tufting
- Solid rubberwood legs in a walnut finish
- Medium-firm polyester foam cushion
- Approximate weight capacity is 300 lbs



WHi



**PEBBLE**

401-595GY BOUCLE BENCH  
48 x 16.50 x 17.50"H

FINISH: Grey

MATERIALS: Fabric/Solid Wood

- Mid-century modern styling
- Textured, linen-like fabric with square-patterned button tufting
- Solid rubberwood legs in a walnut finish
- Medium-firm polyester foam cushion
- Approximate weight capacity is 300 lbs



WHi



**CUDDLE**

403-677WT BOUCLE ACCENT CHAIR  
27.75 x 27.75 x 28"H

FINISH: White

MATERIALS: Fabric

- Modern bucket-style accent chair
- Boucle-woven fabric is soft and inviting
- Cozy high arms provide comfort and support
- Medium-firm polyester seat cushion
- Approximate weight capacity is 300 lbs; seat height is 17.75"



Inspire



**CUDDLE**

403-677GY BOUCLE ACCENT CHAIR  
27.75 x 27.75 x 28"H

FINISH: Grey

MATERIALS: Fabric

- Modern bucket-style accent chair
- Boucle-woven fabric is soft and inviting
- Cozy high arms provide comfort and support
- Medium-firm polyester seat cushion
- Approximate weight capacity is 300 lbs; seat height is 17.75"



Inspire



**VELCI**  
403-373BK ACCENT CHAIR  
29.50 x 29.50 x 33.5"H

FINISH: Black  
MATERIALS: Velvet

- Contemporary accent chair with full 360° swivel
- Rich velvet upholstery with silver nail head detail
- Plush, diamond-patterned tufting on chair back
- Medium-firm polyester foam cushion
- Approximate weight capacity is 400 lbs; seat height is 17.75"

!nspire



**VELCI**  
403-373BLU ACCENT CHAIR  
29.50 x 29.50 x 33.5"H

FINISH: Blue  
MATERIALS: Velvet

- Contemporary accent chair with full 360° swivel
- Rich velvet upholstery with silver nail head detail
- Plush, diamond-patterned tufting on chair back
- Medium-firm polyester foam cushion
- Approximate weight capacity is 400 lbs; seat height is 17.75"

!nspire



**VELCI**  
403-373GY ACCENT CHAIR  
29.50 x 29.50 x 33.5"H

FINISH: Grey  
MATERIALS: Velvet

- Contemporary accent chair with full 360° swivel
- Rich velvet upholstery with silver nail head detail
- Plush, diamond-patterned tufting on chair back
- Medium-firm polyester foam cushion
- Approximate weight capacity is 400 lbs; seat height is 17.75"

!nspire



**VELCI**  
403-373IV ACCENT CHAIR  
29.50 x 29.50 x 33.5"H

FINISH: Ivory  
MATERIALS: Velvet

- Contemporary accent chair with full 360° swivel
- Rich velvet upholstery with silver nail head detail
- Plush, diamond-patterned tufting on chair back
- Medium-firm polyester foam cushion
- Approximate weight capacity is 400 lbs; seat height is 17.75"

!nspire





### CORTINA

403-433BK ACCENT CHAIR

32 x 31 x 30.75"H

FINISH: Black/Gold

MATERIALS: Velvet/Stainless Steel

- Contemporary bucket chair with swivel seat
- Luxurious black velvet upholstery with vertical panel tufting
- Brushed gold finished stainless steel base
- Medium-firm polyester foam cushion
- Approximate weight capacity is 350 lbs; seat height is 17.75"

!nspire



### CORTINA

403-433BLU ACCENT CHAIR

32 x 31 x 30.75"H

FINISH: Blue/Silver

MATERIALS: Velvet/Stainless Steel

- Contemporary bucket chair with swivel seat
- Luxurious blue velvet upholstery with vertical panel tufting
- Brushed silver finished stainless steel base
- Medium-firm polyester foam cushion
- Approximate weight capacity is 350 lbs; seat height is 17.75"

!nspire





### TARRA

403-239BK ACCENT CHAIR  
31 x 28 x 28"H

FINISH: Black/Chrome  
MATERIALS: Velvet/Metal

- Contemporary, velvet-upholstered bucket chair
- Vertical panel tufting on chair back
- Chrome-finished metal frame and base
- Medium-firm polyester foam cushion
- Approximate weight capacity is 350 lbs; seat height is 18"

!nspire



### TARRA

403-239BLU ACCENT CHAIR  
31 x 28 x 28"H

FINISH: Blue/Gold  
MATERIALS: Velvet/Metal

- Contemporary, velvet-upholstered bucket chair
- Vertical panel tufting on chair back
- Gold-finished metal frame and base
- Medium-firm polyester foam cushion
- Approximate weight capacity is 350 lbs; seat height is 18"

!nspire







!nspire

**NOMI**  
403-543GY ACCENT CHAIR  
26.75 x 28.50 x 35"H

FINISH: Grey  
MATERIALS: Fabric

- Modern, seamless-look accent chair
- Soft fabric upholstery and stitching detail on back
- Solid wood legs with a matte black finish
- Plush polyester seat cushion with medium-soft firmness
- Approximate weight capacity is 300 lbs; seat height is 17.5"



!nspire

**NOMI**  
403-543MUS ACCENT CHAIR  
26.75 x 28.50 x 35"H

FINISH: Mustard  
MATERIALS: Fabric

- Modern, seamless-look accent chair
- Soft fabric upholstery and stitching detail on back
- Solid wood legs with a matte black finish
- Plush polyester seat cushion with medium-soft firmness
- Approximate weight capacity is 300 lbs; seat height is 17.5"



!nspire

**ANGUS**  
403-795BK ACCENT CHAIR  
24.50 x 25 x 35"H

FINISH: Black  
MATERIALS: Fabric/Faux Leather/Solid Wood

- Faux cow hide fabric with faux leather back
- Silver stud detailing on arms and chair back
- Solid wood cabriole legs in a coffee finish
- Medium-firm polyester foam cushion
- Approximate weight capacity is 300 lbs; seat height is 19"



!nspire

**ANGUS**  
403-795BN ACCENT CHAIR  
24.50 x 25 x 35"H

FINISH: Brown  
MATERIALS: Fabric/Faux Leather/Solid Wood

- Faux cow hide fabric with faux leather back
- Antique gold stud detailing on arms and chair back
- Solid wood cabriole legs in a coffee finish
- Medium-firm polyester foam cushion
- Approximate weight capacity is 300 lbs; seat height is 19"





!nspire

**PETRIE**

403-556AQU/BK ACCENT CHAIR  
27.50 x 25 x 25.5"H

FINISH: Aqua/Black Leg  
MATERIALS: Velvet/Metal

- Barrel-style accent chair with soft velvet upholstery
- Removable cushion allows for seamless mix-and-match options
- Metal legs with a matte black finish
- Plush polyester seat cushion with medium-soft firmness
- Approximate weight capacity is 400 lbs; seat height is 17.75"



!nspire

**PETRIE**

403-556CH/BK ACCENT CHAIR  
27.50 x 25 x 25.5"H

FINISH: Charcoal/Black Leg  
MATERIALS: Velvet/Metal

- Barrel-style accent chair with soft velvet upholstery
- Removable cushion allows for seamless mix-and-match options
- Metal legs with a matte black finish
- Plush polyester seat cushion with medium-soft firmness
- Approximate weight capacity is 400 lbs; seat height is 17.75"



!nspire

**PETRIE**

403-556GY/BK ACCENT CHAIR  
27.50 x 25 x 25.5"H

FINISH: Grey/Black Leg  
MATERIALS: Velvet/Metal

- Barrel-style accent chair with soft velvet upholstery
- Removable cushion allows for seamless mix-and-match options
- Metal legs with a matte black finish
- Plush polyester seat cushion with medium-soft firmness
- Approximate weight capacity is 400 lbs; seat height is 17.75"



!nspire

**PETRIE**

403-556MUS/BK ACCENT CHAIR  
27.50 x 25 x 25.5"H

FINISH: Mustard/Black Leg  
MATERIALS: Velvet/Metal

- Barrel-style accent chair with soft velvet upholstery
- Removable cushion allows for seamless mix-and-match options
- Metal legs with a matte black finish
- Plush polyester seat cushion with medium-soft firmness
- Approximate weight capacity is 400 lbs; seat height is 17.75"





**ELLE DISCONTINUED**  
403-340BLU ACCENT CHAIR  
25.25 x 28 x 29.50"H

FINISH: Blue

MATERIALS: Velvet/Solid Wood

- Modern wing back chair with button tufted detailing
- High sheen, luxurious velvet upholstery
- Solid rubberwood legs in a walnut finish
- Medium-firm polyester foam cushion
- Approximate weight capacity is 300 lbs; seat height is 17.5"



WHi



**ELLE DISCONTINUED**  
403-340BSH ACCENT CHAIR  
25.50 x 28 x 29.50"H

FINISH: Blush Pink

MATERIALS: Velvet/Solid Wood

- Modern wing back chair with button tufted detailing
- High sheen, luxurious velvet upholstery
- Solid rubberwood legs in a walnut finish
- Medium-firm polyester foam cushion
- Approximate weight capacity is 300 lbs; seat height is 17.5"



WHi



**ELLE DISCONTINUED**  
403-340GN ACCENT CHAIR  
25.25 x 28 x 29.50"H

FINISH: Green

MATERIALS: Velvet/Solid Wood

- Modern wing back chair with button tufted detailing
- High sheen, luxurious velvet upholstery
- Solid rubberwood legs in a walnut finish
- Medium-firm polyester foam cushion
- Approximate weight capacity is 300 lbs; seat height is 17.5"



WHi



**ELLE DISCONTINUED**  
403-340GY ACCENT CHAIR  
25.25 x 28 x 29.50"H

FINISH: Grey

MATERIALS: Velvet/Solid Wood

- Modern wing back chair with button tufted detailing
- High sheen, luxurious velvet upholstery
- Solid rubberwood legs in a walnut finish
- Medium-firm polyester foam cushion
- Approximate weight capacity is 300 lbs; seat height is 17.5"



WHi



**ODIN**  
403-618BG ACCENT/DINING CHAIR  
21 x 22.75 x 28.25"H

FINISH: Beige  
MATERIALS: Wood/Linen

- Mid-Century modern chair with intricate faux cane on back
- Warm natural rubberwood with a weathered finish
- Beige linen upholstered seat cushion
- Firm polyester foam cushion
- Approximate weight capacity is 250 lbs; seat height is 19"



!nspire



**ODIN**  
403-618CH ACCENT/DINING CHAIR  
21 x 22.75 x 28.25"H

FINISH: Charcoal  
MATERIALS: Wood/Linen

- Mid-Century modern chair with intricate faux cane on back
- Dark grey rubberwood with a weathered finish
- Charcoal linen upholstered seat cushion
- Firm polyester foam cushion
- Approximate weight capacity is 250 lbs; seat height is 19"



!nspire





**MINTO**

403-194BG ACCENT/DINING CHAIR  
24.50 x 24.50 x 30"H

FINISH: Beige Blend

MATERIALS: Fabric/Solid Wood

- Textured, multi-toned fabric with button-tufted back
- Removable seat cushion for easy cleaning
- Solid rubberwood legs in a walnut finish
- Medium-firm polyester foam cushion
- Approximate weight capacity is 300 lbs; seat height is 17.75"



WHi



**MINTO**

403-194GY ACCENT/DINING CHAIR  
24.50 x 24.50 x 30"H

FINISH: Grey Blend

MATERIALS: Fabric/Solid Wood

- Textured, multi-toned fabric with button-tufted back
- Removable seat cushion for easy cleaning
- Solid rubberwood legs in a walnut finish
- Medium-firm polyester foam cushion
- Approximate weight capacity is 300 lbs; seat height is 17.75"



WHi



**MINTO**

403-194BLU ACCENT/DINING CHAIR  
24.50 x 24.50 x 30"H

FINISH: Blue Blend

MATERIALS: Fabric/Solid Wood

- Textured, multi-toned fabric with button-tufted back
- Removable seat cushion for easy cleaning
- Solid rubberwood legs in a walnut finish
- Medium-firm polyester foam cushion
- Approximate weight capacity is 300 lbs; seat height is 17.75"



WHi



**HOLT**  
403-981CH ACCENT/DINING CHAIR  
24.50 x 21 x 29"H

FINISH: Charcoal  
MATERIALS: Fabric/Bentwood

- Mid-century modern accent or dining chair
- Curved bentwood frame and legs in a walnut finish
- Charcoal fabric back and seat cushion with piping detail
- Firm polyester foam cushion
- Approximate weight capacity is 300 lbs; seat height is 17.5"



!nspire



**HOLT**  
403-981GY ACCENT/DINING CHAIR  
24.50 x 21 x 29"H

FINISH: Grey  
MATERIALS: Fabric/Bentwood

- Mid-century modern accent or dining chair
- Curved bentwood frame and legs in a walnut finish
- Grey fabric back and seat cushion with piping detail
- Firm polyester foam cushion
- Approximate weight capacity is 300 lbs; seat height is 17.5"



!nspire



**HOLT DISCONTINUED**  
403-981VLG ACCENT/DINING CHAIR  
24.50 x 21 x 29"H

FINISH: Grey  
MATERIALS: Velvet/Bentwood

- Mid-century modern accent or dining chair
- Curved bentwood frame and legs in a grey finish
- Velvet grey back and seat cushion with piping detail
- Firm polyester foam cushion
- Approximate weight capacity is 300 lbs; seat height is 17.5"



!nspire



**MIRANDA**

403-405BL ACCENT/DINING CHAIR  
28 x 26 x 34.75"H

FINISH: Blue

MATERIALS: Velvet/Metal

- Mid-century modern chair with cut-out design on back
- High sheen, luxurious velvet upholstery
- Metal legs with heat-transferred, walnut finish
- Firm polyester foam cushion
- Approximate weight capacity is 300 lbs; seat height is 19"



WHi



**MIRANDA**

403-405GN ACCENT/DINING CHAIR  
28 x 26 x 34.75"H

FINISH: Green

MATERIALS: Velvet/Metal

- Mid-century modern chair with cut-out design on back
- High sheen, luxurious velvet upholstery
- Metal legs with heat-transferred, walnut finish
- Firm polyester foam cushion
- Approximate weight capacity is 300 lbs; seat height is 19"



WHi



**MIRANDA**

403-405GY ACCENT/DINING CHAIR  
28 x 26 x 34.75"H

FINISH: Grey

MATERIALS: Velvet/Metal

- Mid-century modern chair with cut-out design on back
- High sheen, luxurious velvet upholstery
- Metal legs with heat-transferred, walnut finish
- Firm polyester foam cushion
- Approximate weight capacity is 300 lbs; seat height is 19"



WHi





**CAPRESE**  
401-269CHR/BK BENCH  
47 x 17 x 17.5"H

FINISH: Charcoal/Black Leg  
MATERIALS: Velvet/Metal

- Contemporary styling
- Rich, velvet upholstery with vertical stitching details
- Metal legs with a matte black finish
- Medium-firm polyester foam cushion
- Approximate weight capacity is 250 lbs



!nspire



**CAPRESE**  
401-269MUS/BK BENCH  
47 x 17 x 17.5"H

FINISH: Mustard/Black Leg  
MATERIALS: Velvet/Metal

- Contemporary styling
- Rich, velvet upholstery with vertical stitching details
- Metal legs with a matte black finish
- Medium-firm polyester foam cushion
- Approximate weight capacity is 250 lbs



!nspire



**CAPRESE**  
401-269TL/BK BENCH  
47 x 17 x 17.5"H

FINISH: Teal/Black Leg  
MATERIALS: Velvet/Metal

- Contemporary styling
- Rich, velvet upholstery with vertical stitching details
- Metal legs with a matte black finish
- Medium-firm polyester foam cushion
- Approximate weight capacity is 250 lbs



!nspire





!nspire

**ZAMORA**

401-534DRS/CH BENCH  
47 x 17 x 17.5"H

FINISH: Dusty Rose/Silver  
MATERIALS: Velvet/Metal

- Contemporary styling
- Rich, velvet upholstery with vertical stitching details
- Metal legs with a shiny silver finish
- Medium-firm polyester foam cushion
- Approximate weight capacity is 250 lbs



!nspire

**ZAMORA**

401-534DRS/GL BENCH  
47 x 17 x 17.5"H

FINISH: Dusty Rose/Gold  
MATERIALS: Velvet/Metal

- Contemporary styling
- Rich, velvet upholstery with vertical stitching details
- Metal legs with a shiny gold finish
- Medium-firm polyester foam cushion
- Approximate weight capacity is 250 lbs



!nspire

**ZAMORA**

401-534GRY/CH BENCH  
47 x 17 x 17.5"H

FINISH: Grey/Silver  
MATERIALS: Velvet/Metal

- Contemporary styling
- Rich, velvet upholstery with vertical stitching details
- Metal legs with a shiny silver finish
- Medium-firm polyester foam cushion
- Approximate weight capacity is 250 lbs



!nspire

**ZAMORA**

401-534GRY/GL BENCH  
47 x 17 x 17.5"H

FINISH: Grey/Gold  
MATERIALS: Velvet/Metal

- Contemporary styling
- Rich, velvet upholstery with vertical stitching details
- Metal legs with a shiny gold finish
- Medium-firm polyester foam cushion
- Approximate weight capacity is 250 lbs





!nspire

**ALDO**  
401-103BK BENCH  
22 x 15.75 x 17.25"H

FINISH: Black/Silver  
MATERIALS: Velvet/Stainless Steel

- Contemporary single bench
- Rich velvet upholstery with diamond-patterned button tufting
- Stainless steel base with brushed silver finish
- Firm polyester foam cushion
- Approximate weight capacity is 300 lbs; comes fully assembled



!nspire

**ALDO**  
401-103GY BENCH  
22 x 15.75 x 17.25"H

FINISH: Grey/Silver  
MATERIALS: Velvet/Stainless Steel

- Contemporary single bench
- Rich velvet upholstery with diamond-patterned button tufting
- Stainless steel base with brushed silver finish
- Firm polyester foam cushion
- Approximate weight capacity is 300 lbs; comes fully assembled



!nspire

**RADA**  
401-404BK BENCH  
22 x 15.75 x 17.25"H

FINISH: Black/Gold  
MATERIALS: Velvet/Stainless Steel

- Contemporary single bench
- Rich velvet upholstery with diamond-patterned button tufting
- Stainless steel base with brushed gold finish
- Firm polyester foam cushion
- Approximate weight capacity is 300 lbs; comes fully assembled



!nspire

**RADA**  
401-404GY BENCH  
22 x 15.75 x 17.25"H

FINISH: Grey/Gold  
MATERIALS: Velvet/Stainless Steel

- Contemporary single bench
- Rich velvet upholstery with diamond-patterned button tufting
- Stainless steel base with brushed gold finish
- Firm polyester foam cushion
- Approximate weight capacity is 300 lbs; comes fully assembled





### ALDO

401-103IV BENCH  
22 x 15.75 x 17.25"H

FINISH: Ivory/Silver  
MATERIALS: Velvet/Stainless Steel

- Contemporary single bench
- Rich velvet upholstery with diamond-patterned button tufting
- Stainless steel base with brushed silver finish
- Firm polyester foam cushion
- Approximate weight capacity is 300 lbs; comes fully assembled

!nspire



### RADA

401-404IV BENCH  
22 x 15.75 x 17.25"H

FINISH: Ivory/Gold  
MATERIALS: Velvet/Stainless Steel

- Contemporary single bench
- Rich velvet upholstery with diamond-patterned button tufting
- Stainless steel base with brushed gold finish
- Firm polyester foam cushion
- Approximate weight capacity is 300 lbs; comes fully assembled

!nspire





## VDARA

401-833BLK BENCH  
45.75 x 15.75 x 17.75"H

FINISH: Black/Gold

MATERIALS: Velvet/Metal

- Plush velvet upholstered bench
- Diamond-patterned button tufting
- Metal hairpin legs in a brushed gold finish
- Medium-firm polyester foam cushion
- Approximate weight capacity is 300 lbs



!nspire



## VDARA

401-833BSH BENCH  
45.75 x 15.75 x 17.75"H

FINISH: Blush Pink/Gold

MATERIALS: Velvet/Metal

- Plush velvet upholstered bench
- Diamond-patterned button tufting
- Metal hairpin legs in a brushed gold finish
- Medium-firm polyester foam cushion
- Approximate weight capacity is 300 lbs



!nspire



## VDARA

401-833GY BENCH  
45.75 x 15.75 x 17.75"H

FINISH: Grey/Gold

MATERIALS: Velvet/Metal

- Plush velvet upholstered bench
- Diamond-patterned button tufting
- Metal hairpin legs in a brushed gold finish
- Medium-firm polyester foam cushion
- Approximate weight capacity is 300 lbs



!nspire



## VDARA

401-833NAV BENCH  
45.75 x 15.75 x 17.75"H

FINISH: Blue/Gold

MATERIALS: Velvet/Metal

- Plush velvet upholstered bench
- Diamond-patterned button tufting
- Metal hairpin legs in a brushed gold finish
- Medium-firm polyester foam cushion
- Approximate weight capacity is 300 lbs



!nspire



!nspire

**VELCI**  
401-373BK BENCH  
49.25 x 17.75 x 21.75"H

FINISH: Black  
MATERIALS: Velvet/Solid Wood

- Modern, button-tufted bench
- Rich velvet upholstery with silver nail head detail
- Solid rubberwood legs with a black finish
- Medium-firm polyester foam cushion
- Approximate weight capacity is 250 lbs; seat height is 16"



!nspire

**VELCI**  
401-373BLU BENCH  
49.25 x 17.75 x 21.75"H

FINISH: Blue  
MATERIALS: Velvet/Solid Wood

- Modern, button-tufted bench
- Rich velvet upholstery with silver nail head detail
- Solid rubberwood legs with a black finish
- Medium-firm polyester foam cushion
- Approximate weight capacity is 250 lbs; seat height is 16"



!nspire

**VELCI**  
401-373GY BENCH  
49.25 x 17.75 x 21.75"H

FINISH: Grey  
MATERIALS: Velvet/Solid Wood

- Modern, button-tufted bench
- Rich velvet upholstery with silver nail head detail
- Solid rubberwood legs with a black finish
- Medium-firm polyester foam cushion
- Approximate weight capacity is 250 lbs; seat height is 16"




!nspire

**VELCI**  
401-373IV BENCH  
49.25 x 17.75 x 21.75"H

FINISH: Ivory  
MATERIALS: Velvet/Solid Wood

- Modern, button-tufted bench
- Rich velvet upholstery with silver nail head detail
- Solid rubberwood legs with a black finish
- Medium-firm polyester foam cushion
- Approximate weight capacity is 250 lbs; seat height is 16"





## MERYL


401-568AQU BENCH  
48 x 20.5 x 19"H

FINISH: Aqua  
MATERIALS: Fabric

- Classy, modern design
- Soft, textured fabric upholstery with button tufting around full seat cushion
- Solid birch wood legs painted black with gold dip accent
- Medium-firm polyester foam seat cushion
- Approximate weight capacity is 300 lbs



!nspire



## MERYL

401-568GRY BENCH  
48 x 20.5 x 19"H

FINISH: Grey  
MATERIALS: Fabric

- Classy, modern design
- Soft, textured fabric upholstery with button tufting around full seat cushion
- Solid birch wood legs painted black with gold dip accent
- Medium-firm polyester foam seat cushion
- Approximate weight capacity is 300 lbs



!nspire





Inspire

**MERYL**

401-568MUS BENCH  
48 x 20.5 x 19"H

FINISH: Mustard  
MATERIALS: Fabric

- Classy, modern design
- Soft, textured fabric upholstery with button tufting around full seat cushion
- Solid birch wood legs painted black with gold dip accent
- Medium-firm polyester foam seat cushion
- Approximate weight capacity is 300 lbs



WHi

**LANA**

401-950BG BENCH  
35 x 17 x 18.25"H

FINISH: Beige  
MATERIALS: Fabric/Solid Wood

- Plush, comfortable seat cushion with fabric upholstery
- Silver nail head detailing on seat sides
- Solid wood legs in a coffee finish
- Medium-firm polyester foam cushion
- Approximate weight capacity is 300 lbs; seat height is 16.5"



WHi

**LANA**

401-950GY BENCH  
35 x 17 x 18.25"H

FINISH: Grey  
MATERIALS: Fabric/Solid Wood

- Plush, comfortable seat cushion with fabric upholstery
- Silver nail head detailing on seat sides
- Solid wood legs in a coffee finish
- Medium-firm polyester foam cushion
- Approximate weight capacity is 300 lbs; seat height is 16.5"



WHi

**LANA DISCONTINUED**

401-950TL BENCH  
35 x 17 x 18.25"H

FINISH: Teal  
MATERIALS: Velvet/Solid Wood

- Plush, comfortable seat cushion with velvet upholstery
- Silver nail head detailing on seat sides
- Solid wood legs in a coffee finish
- Medium-firm polyester foam cushion
- Approximate weight capacity is 300 lbs; seat height is 16.5"





!nspire

**VIOLET**

402-507BK ROUND OTTOMAN

14.25" Dia. x 16"H

FINISH: Black

MATERIALS: Velvet/Metal

- Contemporary round ottoman
- Rich velvet upholstery
- Brushed gold finish on metal accent
- Medium-firm polyester foam cushion
- Approximate weight capacity is 300 lbs



!nspire

**VIOLET**

402-507BLU ROUND OTTOMAN

14.25" Dia. x 16"H

FINISH: Blue

MATERIALS: Velvet/Metal

- Contemporary round ottoman
- Rich velvet upholstery
- Brushed gold finish on metal accent
- Medium-firm polyester foam cushion
- Approximate weight capacity is 300 lbs



!nspire

**VIOLET**

402-507GY ROUND OTTOMAN

14.25" Dia. x 16"H

FINISH: Grey

MATERIALS: Velvet/Metal

- Contemporary round ottoman
- Rich velvet upholstery
- Brushed gold finish on metal accent
- Medium-firm polyester foam cushion
- Approximate weight capacity is 300 lbs



!nspire

**VIOLET**

402-507PK ROUND OTTOMAN

14.25" Dia. x 16"H

FINISH: Blush Pink

MATERIALS: Velvet/Metal

- Contemporary round ottoman
- Rich velvet upholstery
- Brushed gold finish on metal accent
- Medium-firm polyester foam cushion
- Approximate weight capacity is 300 lbs







**DELILAH**

402-609BK/GL ROUND OTTOMAN  
18" Dia. x 18"H

FINISH: Black/Gold

MATERIALS: Velvet/Metal

- Contemporary round ottoman
- Rich velvet upholstery with diamond-patterned button tufting on sides
- Gold finished metal accent ring
- Medium-firm polyester foam cushion
- Approximate weight capacity is 350 lbs

!nspire



**DELILAH**

402-609BL/GL ROUND OTTOMAN  
18" Dia. x 18"H

FINISH: Blue/Gold

MATERIALS: Velvet/Metal

- Contemporary round ottoman
- Rich velvet upholstery with diamond-patterned button tufting on sides
- Gold finished metal accent ring
- Medium-firm polyester foam cushion
- Approximate weight capacity is 350 lbs

!nspire



**DELILAH**

402-609GY/GL ROUND OTTOMAN  
18" Dia. x 18"H

FINISH: Grey/Gold

MATERIALS: Velvet/Metal

- Contemporary round ottoman
- Rich velvet upholstery with diamond-patterned button tufting on sides
- Gold finished metal accent ring
- Medium-firm polyester foam cushion
- Approximate weight capacity is 350 lbs

!nspire





### TIMOR

401-479BLU BENCH  
31.50 x 11.75 x 17.75"H

FINISH: Blue

MATERIALS: Linen/Metal

- Modern and simple design
- Textured linen fabric upholstery with button tufting
- Metal legs with a matte black finish
- Medium-firm polyester foam cushion
- Approximate weight capacity is 250 lbs



WHi



### TIMOR

401-479CH BENCH  
31.50 x 11.75 x 17.75"H

FINISH: Charcoal

MATERIALS: Linen/Metal

- Modern and simple design
- Textured linen fabric upholstery with button tufting
- Metal legs with a matte black finish
- Medium-firm polyester foam cushion
- Approximate weight capacity is 250 lbs



WHi





**TIMOR**

401-479LGY BENCH  
31.50 x 11.75 x 17.75"H

FINISH: Light Grey  
MATERIALS: Linen/Metal

- Modern and simple design
- Textured linen fabric upholstery with button tufting
- Metal legs with a matte black finish
- Medium-firm polyester foam cushion
- Approximate weight capacity is 250 lbs



WHi



**MINTO**

401-194BG BENCH  
31.50 x 11.75 x 17.75"H

FINISH: Beige Blend  
MATERIALS: Fabric/Solid Wood

- Mid-century modern styling
- Textured, multi-toned fabric
- Solid rubberwood legs in a walnut finish
- Medium-firm polyester foam cushion
- Approximate weight capacity is 200 lbs



WHi



**MINTO**

401-194BLU BENCH  
31.50 x 11.75 x 17.75"H

FINISH: Blue Blend  
MATERIALS: Fabric/Solid Wood

- Mid-century modern styling
- Textured, multi-toned fabric
- Solid rubberwood legs in a walnut finish
- Medium-firm polyester foam cushion
- Approximate weight capacity is 200 lbs



WHi



**MINTO**

401-194GY BENCH  
31.50 x 11.75 x 17.75"H

FINISH: Grey Blend  
MATERIALS: Fabric/Solid Wood

- Mid-century modern styling
- Textured, multi-toned fabric
- Solid rubberwood legs in a walnut finish
- Medium-firm polyester foam cushion
- Approximate weight capacity is 200 lbs



WHi



**ETRO**

**402-139BEG 2PC ROUND OTTOMAN SET**

Large: 22.75" Dia. x 14.25"H

FINISH: Light Grey

MATERIALS: Fabric

- Versatile 2-pc set can be used as ottomans, tables, or extra seating
- Ottomans nest inside one another, great for smaller spaces
- Medium-firm polyester foam cushion
- Additional dimensions: Small - 17.75" Dia. x 12.50" H
- Approximate weight capacity is 200 lbs for large, 150 lbs for small



**WHi**



**ETRO**

**402-139BL 2PC ROUND OTTOMAN SET**

Large: 22.75" Dia. x 14.25"H

FINISH: Blue

MATERIALS: Fabric

- Versatile 2-pc set can be used as ottomans, tables, or extra seating
- Ottomans nest inside one another, great for smaller spaces
- Medium-firm polyester foam cushion
- Additional dimensions: Small - 17.75" Dia. x 12.50" H
- Approximate weight capacity is 200 lbs for large, 150 lbs for small



**WHi**



**ETRO DISCONTINUED**

**402-139GY 2PC ROUND OTTOMAN SET**

Large: 22.75" Dia. x 14.25"H

FINISH: Grey

MATERIALS: Fabric

- Versatile 2-pc set can be used as ottomans, tables, or extra seating
- Ottomans nest inside one another, great for smaller spaces
- Medium-firm polyester foam cushion
- Additional dimensions: Small - 17.75" Dia. x 12.50" H
- Approximate weight capacity is 200 lbs for large, 150 lbs for small



**WHi**



**MODUS** WHILE QUANTITIES LAST

401-197GM BENCH

43.25 x 21 x 17.75"H

FINISH: Gunmetal

MATERIALS: Metal/Solid Wood

- Modern, French-inspired styling
- Solid elm wood seat in a distressed finish
- Cross-stretchers provide added support
- Gunmetal finish with oil-rubbed, distressed detailing
- Approximate weight capacity is 400 lbs



WHi



**MODUS** WHILE QUANTITIES LAST

401-939GM BENCH WITH BACK

43.50 x 17.25 x 33.50"H

FINISH: Gunmetal

MATERIALS: Metal/Solid Wood

- Modern, French-inspired styling
- Solid elm wood seat in a distressed finish
- Cross-stretchers provide added support
- Gunmetal finish with oil-rubbed, distressed detailing
- Approximate weight capacity is 400 lbs; seat height is 18.5"



WHi



**MODUS** WHILE QUANTITIES LAST

401-939WT BENCH WITH BACK

43.50 x 17.25 x 33.50"H

FINISH: White

MATERIALS: Metal/Solid Wood

- Modern, French-inspired styling
- Solid elm wood seat in a distressed finish
- Cross-stretchers provide added support
- Painted white finish
- Approximate weight capacity is 400 lbs; seat height is 18.5"



WHi





### FOSTER

401-095BK 2-TIER BENCH  
30 x 11.50 x 17.75"H

FINISH: Black

MATERIALS: Faux Leather/Metal

- Compact design perfect for smaller spaces
- 2 tiers of chrome-finished shoe storage racks
- Black faux leather upholstered seat cushion
- Medium-firm polyester foam cushion
- Approximate weight capacity is 200 lbs



WHi



### CLYDE **DISCONTINUED**

401-683CH BENCH  
39.5 x 12.25 x 17.75"H

FINISH: Charcoal

MATERIALS: Faux Leather

- Modern bench with a vintage flair
- Faux leather upholstery with tufted top
- Metal legs with a powder-coated black finish
- Medium-firm polyester foam seat cushion
- Approximate weight capacity is 300 lbs



!nspire



### FLINT **DISCONTINUED**

402-682CH STORAGE OTTOMAN  
39.5 x 16.5 x 17.75"H

FINISH: Charcoal

MATERIALS: Faux Leather/Metal

- Modern storage bench with a vintage flair
- Faux leather upholstery and tufted top with soft-close safety hinge
- Medium firm polyester foam seat cushion
- Sturdy metal legs with a powder-coated black finish
- Approximate weight capacity is 300 lbs



!nspire



### STEALTH II

401-752WT BENCH  
49.50 x 16 x 16.50"H

FINISH: White

MATERIALS: Faux Leather/Metal

- Contemporary styling
- Plush, contoured seating and faux leather upholstery
- Chrome-finished metal legs
- Medium-firm polyester foam cushion
- Approximate weight capacity is 200 lbs



!nspire



## MONIQUE

!Inspire

402-130BSH RECTANGULAR STORAGE OTTOMAN

43.25 x 17.25 x 18.25"H

FINISH: Blush Pink

MATERIALS: Velvet/Metal

- Diamond-patterned, crystal button tufting on high-sheen velvet upholstery
- Deep storage with safety stop hinges that keep seat from slamming shut
- Cabriole legs in a chrome finish
- Medium-firm polyester foam cushion
- Approximate weight capacity is 400 lbs



## MONIQUE

!Inspire

402-130SM-BSH SQUARE STORAGE OTTOMAN

21.25 x 17.25 x 18.25"H

FINISH: Blush Pink

MATERIALS: Velvet/Metal

- Diamond-patterned, crystal button tufting on high-sheen velvet upholstery
- Deep storage with safety stop hinges that keep seat from slamming shut
- Cabriole legs in a chrome finish
- Medium-firm polyester foam cushion
- Approximate weight capacity is 250 lbs



## MONIQUE

!Inspire

402-130SM-WT SQUARE STORAGE OTTOMAN

21.25 x 17.25 x 18.25"H

FINISH: White

MATERIALS: Faux Leather/Metal

- Diamond-patterned, crystal button tufting on faux leather upholstery
- Deep storage with safety stop hinges that keep seat from slamming shut
- Cabriole legs in a chrome finish
- Medium-firm polyester foam cushion
- Approximate weight capacity is 250 lbs



## MONIQUE

!Inspire

402-130WT RECTANGULAR STORAGE OTTOMAN

43.25 x 17.25 x 18.25"H

FINISH: White

MATERIALS: Faux Leather/Metal

- Diamond-patterned, crystal button tufting on faux leather upholstery
- Deep storage with safety stop hinges that keep seat from slamming shut
- Cabriole legs in a chrome finish
- Medium-firm polyester foam cushion
- Approximate weight capacity is 400 lbs





**TOBI** Inspire

402-681BLK/GL 3PC STORAGE OTTOMAN SET  
17"Dia. x 18"H

FINISH: Black/Gold

MATERIALS: Velvet/Stainless Steel

- 3-piece storage ottoman set, smaller pieces nest neatly together
- Soft velvet upholstery with vertical panel design and button tufted tops
- Shiny, gold-finished, stainless steel base
- Firm, polyester foam cushions; Approx. weight capacity is 220 lbs each
- Additional dimensions: Med- 14.25" Dia. x 15.25"H; Sm- 12.25" Dia. x 12.75"H



**TOBI** Inspire

402-681GRY/GRY 3PC STORAGE OTTOMAN SET  
17"Dia. x 18"H

FINISH: Grey/Black

MATERIALS: Velvet/Stainless Steel

- 3-piece storage ottoman set, smaller pieces nest neatly together
- Soft velvet upholstery with vertical panel design and button tufted tops
- High shine, black-finished, stainless steel base
- Firm, polyester foam cushions; Approx. weight capacity is 220 lbs each
- Additional dimensions: Med- 14.25" Dia. x 15.25"H; Sm- 12.25" Dia. x 12.75"H







**TOBI** Inspire

402-681PK/GL 3PC STORAGE OTTOMAN SET

17"Dia. x 18"H

FINISH: Blush Pink/Gold

MATERIALS: Velvet/Stainless Steel

- 3-piece storage ottoman set, smaller pieces nest neatly together
- Soft velvet upholstery with vertical panel design and button tufted top
- Shiny, gold-finished, stainless steel bas
- Firm, polyester foam cushions; Approx. weight capacity is 220 lbs eac
- Additional dimensions: Med- 14.25" Dia. x 15.25"H; Sm- 12.25" Dia. 12.75"H



**TOBI** Inspire

402-681TL/GRY 3PC STORAGE OTTOMAN SET

17"Dia. x 18"H

FINISH: Teal/Black

MATERIALS: Velvet/Stainless Steel

- 3-piece storage ottoman set, smaller pieces nest neatly together
- Soft velvet upholstery with vertical panel design and button tufted top
- High shine, black-finished, stainless steel bas
- Firm, polyester foam cushions; Approx. weight capacity is 220 lbs eac
- Additional dimensions: Med- 14.25" Dia. x 15.25"H; Sm- 12.25" Dia. 12.75"H





**ESNA** **WHILE QUANTITIES LAST**

402-559BK STORAGE OTTOMAN  
47.25 x 13.75 x 17.5"H

FINISH: Black  
MATERIALS: Velvet/Faux Leather

- Modern bench with spacious storage compartment
- Safety stop hinges keep seat from slamming shut
- Rich velvet upholstery with panel stitching detail
- Sturdy wood base wrapped in gold faux leather
- Approximate weight capacity is 400 lbs

!nspire



**ESNA** **WHILE QUANTITIES LAST**

402-559BLU STORAGE OTTOMAN  
47.25 x 13.75 x 17.5"H

FINISH: Blue  
MATERIALS: Velvet/Faux Leather

- Modern bench with spacious storage compartment
- Safety stop hinges keep seat from slamming shut
- Rich velvet upholstery with panel stitching detail
- Sturdy wood base wrapped in gold faux leather
- Approximate weight capacity is 400 lbs

!nspire




**ESNA** **DISCONTINUED**

402-559BSH STORAGE OTTOMAN  
47.25 x 13.75 x 17.5"H

FINISH: Blush Pink  
MATERIALS: Velvet/Faux Leather

- Modern bench with spacious storage compartment
- Safety stop hinges keep seat from slamming shut
- Rich velvet upholstery with panel stitching detail
- Sturdy wood base wrapped in gold faux leather
- Approximate weight capacity is 400 lb

!nspire



**ESNA** **DISCONTINUED**

402-559GRY STORAGE OTTOMAN  
47.25 x 13.75 x 17.5"H

FINISH: Grey  
MATERIALS: Velvet/Faux Leather

- Modern bench with spacious storage compartment
- Safety stop hinges keep seat from slamming shut
- Rich velvet upholstery with panel stitching detail
- Sturdy wood base wrapped in gold faux leather
- Approximate weight capacity is 400 lb

!nspire





**SABEL** Inspire

402-549BLK/GL STORAGE OTTOMAN/BENCH  
39.50 x 15.50 x 18.25"H

FINISH: Black/Gold Leg  
MATERIALS: Velvet/Metal

- Modern storage bench with rich, velvet fabric upholstery
- Safety stop hinges keep seat from slamming shut
- Metal hairpin legs with a matte gold finish
- Medium-firm polyester foam cushion
- Approximate weight capacity is 300 lbs; seat height is 16.75"



**SABEL** Inspire

402-549BSH/GL STORAGE OTTOMAN/BENCH  
39.50 x 15.50 x 18.25"H

FINISH: Blush Pink/Gold  
MATERIALS: Velvet/Metal

- Modern storage bench with rich, velvet fabric upholstery
- Safety stop hinges keep seat from slamming shut
- Metal hairpin legs with a matte gold finish
- Medium-firm polyester foam cushion
- Approximate weight capacity is 300 lbs; seat height is 16.75"



**SABEL** Inspire

402-549NAV/GL STORAGE OTTOMAN/BENCH  
39.50 x 15.50 x 18.25"H

FINISH: Blue/Gold Leg  
MATERIALS: Velvet/Metal

- Modern storage bench with rich, velvet upholstery
- Safety stop hinges keep seat from slamming shut
- Metal hairpin legs with a matte gold finish
- Medium-firm polyester foam cushion
- Approximate weight capacity is 300 lbs; seat height is 16.75"



**SABEL** Inspire

402-549GRY/GL STORAGE OTTOMAN/BENCH  
39.50 x 15.50 x 18.25"H

FINISH: Grey/Gold  
MATERIALS: Velvet/Metal

- Modern storage bench with rich, velvet fabric upholster
- Safety stop hinges keep seat from slamming shu
- Metal hairpin legs with a matte gold finis
- Medium-firm polyester foam cushio
- Approximate weight capacity is 300 lbs; seat height is 16.75"





**SALLY DISCONTINUED**

Inspire

402-345GRY RECTANGULAR STORAGE OTTOMAN  
36 x 17.75 x 17"H

FINISH: Grey  
MATERIALS: Velvet

- Modern bench with deep storage
- Rich velvet upholstery with button tufting
- Safety-stop hinges keep seat from slamming shut
- Medium-firm polyester foam cushion
- Approximate weight capacity is 300 lbs



**SALLY DISCONTINUED**

Inspire

402-345TL RECTANGULAR STORAGE OTTOMAN  
36 x 17.75 x 17"H

FINISH: Teal  
MATERIALS: Velvet

- Modern bench with deep storage
- Rich velvet upholstery with button tufting
- Safety-stop hinges keep seat from slamming shut
- Medium-firm polyester foam cushion
- Approximate weight capacity is 300 lbs



**SALLY DISCONTINUED**

Inspire

402-345BSH RECTANGULAR STORAGE OTTOMAN  
36 x 17.75 x 17"H

FINISH: Blush Pink  
MATERIALS: Velvet

- Modern bench with deep storage
- Rich velvet upholstery with button tufting
- Safety-stop hinges keep seat from slamming shut
- Medium-firm polyester foam cushion
- Approximate weight capacity is 300 lbs





**ETHEL** **DISCONTINUED**  
 402-684AQU STORAGE OTTOMAN  
 47.25 x 16.5 x 17.75"H

FINISH: Aqua  
 MATERIALS: Fabric/Metal

- Modern upholstered storage bench
- Soft textured fabric with horizontal stitching detail
- Large storage with medium firm polyester foam cushion top
- Safety stop hinges keep seat from slamming shut
- Approximate weight capacity is 300 lbs



!nspire



**ETHEL** **DISCONTINUED**  
 402-684GRY STORAGE OTTOMAN  
 47.25 x 16.5 x 17.75"H

FINISH: Grey  
 MATERIALS: Fabric/Metal

- Modern upholstered storage bench
- Soft textured fabric with horizontal stitching detail
- Large storage with medium firm polyester foam cushion top
- Safety stop hinges keep seat from slamming shut
- Approximate weight capacity is 300 lbs



!nspire



**CLARE** **DISCONTINUED**

**Inspire**

402-530BSH/CH RECTANGULAR STORAGE OTTOMAN  
37.50 x 17.25 x 17.25"H

FINISH: Blush Pink/Silver  
MATERIALS: Velvet/Metal

- Contemporary bench with deep storage and button-tufted velvet upholstery
- Sturdy metal legs with a silver finish
- Safety stop hinges keep seat from slamming shut
- Medium-firm polyester foam cushion
- Approximate weight capacity is 300 lbs



**CLARE** **DISCONTINUED**

**Inspire**

402-530TL/CH RECTANGULAR STORAGE OTTOMAN  
37.50 x 17.25 x 17.25"H

FINISH: Teal/Silver  
MATERIALS: Velvet/Metal

- Contemporary bench with deep storage and button-tufted velvet upholstery
- Sturdy metal legs with a silver finish
- Safety stop hinges keep seat from slamming shut
- Medium-firm polyester foam cushion
- Approximate weight capacity is 300 lbs



**CLARE** **WHILE QUANTITIES LAST**

**Inspire**

402-530BK/CH RECTANGULAR STORAGE OTTOMAN  
37.50 x 17.25 x 17.25"H

FINISH: Black/Silver  
MATERIALS: Velvet/Metal

- Contemporary bench with deep storage and button-tufted velvet upholstery
- Sturdy metal legs with a silver finish
- Safety stop hinges keep seat from slamming shut
- Medium-firm polyester foam cushion
- Approximate weight capacity is 300 lbs





**TYLER DISCONTINUED** Inspire

402-529GBL/BK RECTANGULAR STORAGE OTTOMAN  
35.50 x 17.25 x 17.25"H

FINISH: Grey-Blue/Black  
MATERIALS: Fabric/Metal

- Contemporary bench with deep storage and button-tufted fabric upholstery
- Sturdy metal legs with a matte black finish
- Safety stop hinges keep seat from slamming shut
- Medium-firm polyester foam cushion
- Approximate weight capacity is 300 lbs



**TYLER DISCONTINUED** Inspire

402-529LG/BK RECTANGULAR STORAGE OTTOMAN  
35.50 x 17.25 x 17.25"H

FINISH: Light Grey/Black  
MATERIALS: Fabric/Metal

- Contemporary bench with deep storage and button-tufted fabric upholstery
- Sturdy metal legs with a matte black finish
- Safety stop hinges keep seat from slamming shut
- Medium-firm polyester foam cushion
- Approximate weight capacity is 300 lbs



**TYLER DISCONTINUED** Inspire

402-529MUS/BK RECTANGULAR STORAGE OTTOMAN  
35.50 x 17.25 x 17.25"H

FINISH: Mustard/Black  
MATERIALS: Fabric/Metal

- Contemporary bench with deep storage and button-tufted fabric upholstery
- Sturdy metal legs with a matte black finish
- Safety stop hinges keep seat from slamming shut
- Medium-firm polyester foam cushion
- Approximate weight capacity is 300 lbs





**ODET DISCONTINUED**

!nspire

402-550BEG/BK STORAGE OTTOMAN/BENCH  
39.50 x 15.50 x 18.25"H

FINISH: Beige/Black Leg  
MATERIALS: Fabric/Metal

- Modern storage bench with textured, multi-toned fabric
- Safety stop hinges keep seat from slamming shut
- Metal hairpin legs with a matte black finish
- Medium-firm polyester foam cushion
- Approximate weight capacity is 300 lbs; seat height is 16.75"



**ODET DISCONTINUED**

!nspire

402-550BLU/BK STORAGE OTTOMAN/BENCH  
39.50 x 15.50 x 18.25"H

FINISH: Blue/Black Leg  
MATERIALS: Fabric/Metal

- Modern storage bench with textured, multi-toned fabric
- Safety stop hinges keep seat from slamming shut
- Metal hairpin legs with a matte black finish
- Medium-firm polyester foam cushion
- Approximate weight capacity is 300 lbs; seat height is 16.75"



**ODET DISCONTINUED**

!nspire


402-550GRY/BK STORAGE OTTOMAN/BENCH  
39.50 x 15.50 x 18.25"H

FINISH: Grey/Black Leg  
MATERIALS: Fabric/Metal

- Modern storage bench with textured, multi-toned fabric
- Safety stop hinges keep seat from slamming shut
- Metal hairpin legs with a matte black finish
- Medium-firm polyester foam cushion
- Approximate weight capacity is 300 lbs; seat height is 16.75"







**ADITH**


402-569AQU STORAGE OTTOMAN  
47.25 x 18.25 x 17.75"H

FINISH: Aqua  
MATERIALS: Fabric

- Modern style storage bench with a traditional touch
- Soft, textured fabric upholstery with bolster cushions
- Solid birch wood legs painted black
- Medium-firm polyester foam seat cushion
- Approximate weight capacity is 300 lbs; Seat height is 16.5"



!nspire



**ADITH**


402-569GRY STORAGE OTTOMAN  
47.25 x 18.25 x 17.75"H

FINISH: Grey  
MATERIALS: Fabric

- Modern style storage bench with a traditional touch
- Soft, textured fabric upholstery with bolster cushions
- Solid birch wood legs painted black
- Medium-firm polyester foam seat cushion
- Approximate weight capacity is 300 lbs; Seat height is 16.5"



!nspire



**ADITH**

402-569MUS STORAGE OTTOMAN  
47.25 x 18.25 x 17.75"H

FINISH: Mustard  
MATERIALS: Fabric

- Modern style storage bench with a traditional touch
- Soft, textured fabric upholstery with bolster cushions
- Solid birch wood legs painted black
- Medium-firm polyester foam seat cushion
- Approximate weight capacity is 300 lbs; Seat height is 16.5"



!nspire



**AUDREY** **DISCONTINUED**

401-338GY STORAGE BENCH  
54 x 17.75 x 27"H

FINISH: Grey  
MATERIALS: Fabric/Solid Wood

- Soft fabric-upholstered bench with button tufting
- Safety stop hinges keep seat from slamming shut
- Solid rubberwood legs in a washed grey finish
- Medium-firm polyester foam cushion
- Approximate weight capacity is 300 lbs; seat height is 17.75"



WHi



**LILA** **DISCONTINUED**

402-777BLU RECTANGULAR STORAGE OTTOMAN  
35.50 x 14 x 16.50"H

FINISH: Blue  
MATERIALS: Fabric

- Transitional bench with deep storage
- Textured, polyester fabric upholstery with square tufted top
- Safety stop hinges keep seat from slamming shut
- Medium-firm polyester foam cushion
- Approximate weight capacity is 300 lbs



WHi



**LILA**

402-777GY RECTANGULAR STORAGE OTTOMAN  
35.50 x 14 x 16.50"H

FINISH: Grey  
MATERIALS: Fabric

- Transitional bench with deep storage
- Textured, polyester fabric upholstery with square tufted top
- Safety stop hinges keep seat from slamming shut
- Medium-firm polyester foam cushion
- Approximate weight capacity is 300 lbs



WHi



**LILA** **DISCONTINUED**

402-777PK RECTANGULAR STORAGE OTTOMAN  
35.50 x 14 x 16.50"H

FINISH: Pink  
MATERIALS: Fabric

- Transitional bench with deep storage
- Textured, polyester fabric upholstery with square tufted top
- Safety stop hinges keep seat from slamming shut
- Medium-firm polyester foam cushion
- Approximate weight capacity is 300 lbs



WHi



**WINSTON**

402-257BK RECTANGULAR STORAGE OTTOMAN  
35.50 x 14 x 16.50"H

FINISH: Black  
MATERIALS: Faux Leather

- Transitional bench with deep storage
- Faux leather upholstery with square tufted top
- Safety stop hinges keep seat from slamming shut
- Medium-firm polyester foam cushion
- Approximate weight capacity is 300 lbs



WHi



**BELLA**

402-449BN RECTANGULAR STORAGE OTTOMAN  
36 x 17.75 x 17.75"H

FINISH: Brown  
MATERIALS: Faux Leather

- Transitional bench with stitching detail
- Deep storage under cushioned seating
- Safety-stop hinges keep seat from slamming shut
- Medium-firm polyester foam cushion
- Approximate weight capacity is 300 lbs



WHi



**BELLA**

402-449WT RECTANGULAR STORAGE OTTOMAN  
36 x 17.75 x 17.75"H

FINISH: White  
MATERIALS: Faux Leather

- Transitional bench with stitching detail
- Deep storage under cushioned seating
- Safety-stop hinges keep seat from slamming shut
- Medium-firm polyester foam cushion
- Approximate weight capacity is 300 lbs



WHi



**WINSTON**

402-257GY RECTANGULAR STORAGE OTTOMAN  
35.50 x 14 x 16.50"H

FINISH: Grey  
MATERIALS: Faux Leather

- Transitional bench with deep storage
- Faux leather upholstery with square tufted top
- Safety stop hinges keep seat from slamming shut
- Medium-firm polyester foam cushion
- Approximate weight capacity is 300 lbs



WHi



**WINSTON**

402-257WT RECTANGULAR STORAGE OTTOMAN  
35.50 x 14 x 16.50"H

FINISH: White  
MATERIALS: Faux Leather

- Transitional bench with deep storage
- Faux leather upholstery with square tufted top
- Safety stop hinges keep seat from slamming shut
- Medium-firm polyester foam cushion
- Approximate weight capacity is 300 lbs



WHi



**WYATT** **DISCONTINUED**

402-525BLK LIFT-TOP COCKTAIL OTTOMAN  
42.25 x 18.25 x 18.25"H

FINISH: Black

MATERIALS: Faux Leather

- Modern, lift-top cocktail ottoman
- Easy-lift top with safety lock extends height by 5.5" and holds weight of 25lbs
- Faux leather upholstery and deep storage space
- Medium-firm polyester foam cushion
- Approximate weight capacity is 300 lbs



WHi



**WYATT** **DISCONTINUED**

402-525BRN LIFT-TOP COCKTAIL OTTOMAN  
42.25 x 18.25 x 18.25"H

FINISH: Brown

MATERIALS: Faux Leather

- Modern, lift-top cocktail ottoman
- Easy-lift top with safety lock extends height by 5.5" and holds weight of 25lbs
- Faux leather upholstery and deep storage space
- Medium-firm polyester foam cushion
- Approximate weight capacity is 300 lbs



WHi



**WYATT** **DISCONTINUED**

402-525GRY LIFT-TOP COCKTAIL OTTOMAN  
42.25 x 18.25 x 18.25"H

FINISH: Grey

MATERIALS: Faux Leather

- Modern, lift-top cocktail ottoman
- Easy-lift top with safety lock extends height by 5.5" and holds weight of 25lbs
- Faux leather upholstery and deep storage space
- Medium-firm polyester foam cushion
- Approximate weight capacity is 300 lbs



WHi



### ANTON II

402-772GY SQUARE STORAGE OTTOMAN  
18 x 18 x 19"H

FINISH: Grey  
MATERIALS: Faux Leather

- Top flips over into serving tray
- Deep, functional storage
- Solid wood tray in a coffee finish
- Medium-firm polyester foam cushion
- Approximate weight capacity is 200 lbs



WHi



### ANTON II

402-772RD SQUARE STORAGE OTTOMAN  
18 x 18 x 19"H

FINISH: Red  
MATERIALS: Faux Leather

- Top flips over into serving tray
- Deep, functional storage
- Solid wood tray in a coffee finish
- Medium-firm polyester foam cushion
- Approximate weight capacity is 200 lbs



WHi



### ANTON II **DISCONTINUED**

402-772WT SQUARE STORAGE OTTOMAN  
18 x 18 x 19"H

FINISH: White  
MATERIALS: Faux Leather

- Top flips over into serving tray
- Deep, functional storage
- Solid wood tray in a coffee finish
- Medium-firm polyester foam cushion
- Approximate weight capacity is 200 lbs



WHi



# *Bedroom*





### GUNNER

101-299Q-NAV 60" QUEEN BED  
83.25 x 66.5 x 47.75"H

FINISH: Blue

MATERIALS: Velvet

- Modern style bed-in-a-box (mattress not included)
- Soft velvet upholstery with diamond-patterned button tufting
- Silver nail head detail
- 4 wood slats with centre support legs
- Box spring is required; approximate weight capacity is 400 lbs



K Q D

WHi



### GUNNER

101-299Q-LGY 60" QUEEN BED  
83.25 x 66.5 x 47.75"H

FINISH: Light Grey

MATERIALS: Fabric

- Modern style bed-in-a-box (mattress not included)
- Textured fabric upholstery with diamond-patterned button tufting
- Silver nail head detail
- 4 wood slats with centre support legs
- Box spring is required; approximate weight capacity is 400 lbs



K Q D

WHi



**LUCILLE** **NEW**

101-596K-BK\_GL 78" KING BED  
86 x 81 x 58.50"H

FINISH: Black/Gold

MATERIALS: Velvet/Metal

- Contemporary tall headboard with velvet upholstery
- Diamond patterned button tufting on headboard with polished stainless steel frame
- Stainless steel legs in a polished finish
- 4 horizontal wood slats with support legs; Box spring is required
- Approximate weight capacity is 400 lbs



Inspire



**LUCILLE** **NEW**

101-596K-GY\_CH 78" KING BED  
86 x 81 x 58.50"H

FINISH: Grey/Silver

MATERIALS: Velvet/Metal

- Contemporary tall headboard with velvet upholstery
- Diamond patterned button tufting on headboard with polished stainless steel frame
- Stainless steel legs in a polished finish
- 4 horizontal wood slats with support legs; Box spring is required
- Approximate weight capacity is 400 lbs



Inspire







**LUCILLE NEW**

101-596Q-BK\_GL 60" QUEEN BED  
86 x 65 x 58.50"H

FINISH: Black/Gold

MATERIALS: Velvet/Metal

- Contemporary tall headboard with velvet upholstery
- Diamond patterned button tufting on headboard with polished stainless steel frame
- Stainless steel legs in a polished finish
- 3 horizontal wood slats with support legs; Box spring is required
- Approximate weight capacity is 400 lbs



Inspire



**LUCILLE NEW**

101-596Q-GY\_CH 60" QUEEN BED  
86 x 65 x 58.50"H

FINISH: Grey/Silver

MATERIALS: Velvet/Metal

- Contemporary tall headboard with velvet upholstery
- Diamond patterned button tufting on headboard with polished stainless steel frame
- Stainless steel legs in a polished finish
- 3 horizontal wood slats with support legs; Box spring is required
- Approximate weight capacity is 400 lbs



Inspire





## DIANA

101-597Q-GY 60" QUEEN PLATFORM BED w/STORAGE  
88 x 64.25 x 49"H

FINISH: Grey

MATERIALS: Velvet

- Modern platform bed-in-a-box (mattress not included)
- Adjustable headboard can be set at 2 different heights
- 4 metal storage drawers (each 31x23x5"H) with wheels for easy access
- Velvet upholstery on crown-shaped headboard with silver nail head detailing
- 12 solid wood slats with metal support legs; no box spring required



Inspire



## DIANA

101-597Q-BL 60" QUEEN PLATFORM BED w/STORAGE  
88 x 64.25 x 49"H

FINISH: Blue

MATERIALS: Velvet

- Modern platform bed-in-a-box (mattress not included)
- Adjustable headboard can be set at 2 different heights
- 4 metal storage drawers (each 31x23x5"H) with wheels for easy access
- Velvet upholstery on crown-shaped headboard with silver nail head detailing
- 12 solid wood slats with metal support legs; no box spring required



Inspire





ADJUSTABLE HEADBOARD  
DOUBLE OR QUEEN FRAME

**AURORA**

151-585D\_Q-BL 54"/60" ADJ. HEADBOARD WITH BEN  
Headboard: 61.5 x 2.5 x 41.25~53.25"H

FINISH: Blue

MATERIALS: Velvet/Wood

- Contemporary velvet headboard with matching bench
- Headboard can be adjustable to accommodate 54" or 60" mattress and various mattress heights
- Rich velvet upholstery with silver nail head detailing
- Wood legs with black finish
- Approximate weight capacity of bench is 250 pounds



ADJUSTABLE HEADBOARD  
DOUBLE OR QUEEN FRAME

**AURORA**

151-585D\_Q-GY 54"/60" ADJ. HEADBOARD WITH BEN  
Headboard: 61.5 x 2.5 x 41.25~53.25"H

FINISH: Grey

MATERIALS: Velvet/Wood

- Contemporary velvet headboard with matching bench
- Headboard can be adjustable to accommodate 54" or 60" mattress and various mattress heights
- Rich velvet upholstery with silver nail head detailing
- Wood legs with black finish
- Approximate weight capacity of bench is 250 pounds



ADJUSTABLE HEADBOARD  
DOUBLE OR QUEEN FRAME

**AURORA**

151-585D\_Q-GB 54"/60" ADJ. HEADBOARD WITH BEN  
Headboard: 61.5 x 2.5 x 41.25~53.25"H

FINISH: Grey-Beige

MATERIALS: Velvet/Wood

- Contemporary velvet headboard with matching bench
- Headboard can be adjustable to accommodate 54" or 60" mattress and various mattress heights
- Rich velvet upholstery with silver nail head detailing
- Wood legs with black finish
- Approximate weight capacity of bench is 250 pounds





**GRETA** WHILE QUANTITIES LAST

!nspire

101-292Q-BL 60" QUEEN BED  
86 x 65 x 59"H

FINISH: Blue  
MATERIALS: Velvet/Wood

- Modern bed-in-a-box (mattress not included)
- Velvet upholstery with chrome nail head detail and button tufting on crown-shaped headboard
- Wood legs with a black finish
- 4 wood slats with support legs; box spring is required
- Approximate weight capacity is 400 lbs



**GRETA** WHILE QUANTITIES LAST

!nspire

101-292Q-GY 60" QUEEN BED  
86 x 65 x 59"H

FINISH: Grey  
MATERIALS: Velvet/Wood

- Modern bed-in-a-box (mattress not included)
- Velvet upholstery with chrome nail head detail and button tufting on crown-shaped headboard
- Wood legs with a black finish
- 4 wood slats with support legs; box spring is required
- Approximate weight capacity is 400 lbs





**PIXIE**  
101-296Q-BSH 60" QUEEN BED  
83 x 64.25 x 51.75"H

FINISH: Blush Pink  
MATERIALS: Velvet

- Modern style bed-in-a-box (mattress not included)
- Soft velvet upholstery
- Crown-shaped headboard with button tufting and nail head detail
- 4 wood slats with centre support legs
- Box spring is required; approximate weight capacity is 400 lbs



WHi



**PIXIE**  
101-296Q-LGY 60" QUEEN BED  
83 x 64.25 x 51.75"H

FINISH: Light Grey  
MATERIALS: Velvet

- Modern style bed-in-a-box (mattress not included)
- Soft velvet upholstery
- Crown-shaped headboard with button tufting and nail head detail
- 4 wood slats with centre support legs
- Box spring is required; approximate weight capacity is 400 lbs



WHi





**PIXIE**  
101-296Q-NAV 60" QUEEN BED  
83 x 64.25 x 51.75"H

FINISH: Blue  
MATERIALS: Velvet

- Modern style bed-in-a-box (mattress not included)
- Soft velvet upholstery
- Crown-shaped headboard with button tufting and nail head detail
- 4 wood slats with centre support legs
- Box spring is required; approximate weight capacity is 400 lbs



WHi



**JEDD**  
101-297Q-CHL 60" QUEEN BED  
83 x 64.25 x 47"H

FINISH: Charcoal  
MATERIALS: Fabric

- Modern style bed-in-a-box (mattress not included)
- Textured fabric upholstery
- Vertical panel tufting on headboard
- 4 wood slats with centre support legs
- Box spring is required; approximate weight capacity is 400 lbs



WHi





**JEDD**  
101-297Q-LGY 60" QUEEN BED  
83 x 64.25 x 47"H

FINISH: Light Grey  
MATERIALS: Fabric

- Modern style bed-in-a-box (mattress not included)
- Textured fabric upholstery
- Vertical panel tufting on headboard
- 4 wood slats with centre support legs
- Box spring is required; approximate weight capacity is 400 lbs



WHi



**JEDD**  
101-297Q-NAV 60" QUEEN BED  
83 x 64.25 x 47"H

FINISH: Blue  
MATERIALS: Velvet

- Modern style bed-in-a-box (mattress not included)
- Soft velvet upholstery
- Vertical panel tufting on headboard
- 4 wood slats with centre support legs
- Box spring is required; approximate weight capacity is 400 lbs



WHi





## EXTON

101-298Q-CHL 60" QUEEN BED  
86 x 64.50 x 49.25-57.25"H

FINISH: Charcoal  
MATERIALS: Fabric

- Modern style bed-in-a-box (mattress not included)
- Adjustable headboard can be set at 3 different heights
- Textured fabric upholstery with square tufted headboard
- 4 wood slats with centre support legs
- Box spring is required; approximate weight capacity is 400 lbs



WHi



## EXTON

101-298Q-LGY 60" QUEEN BED  
86 x 64.50 x 49.25-57.25"H

FINISH: Light Grey  
MATERIALS: Fabric

- Modern style bed-in-a-box (mattress not included)
- Adjustable headboard can be set at 3 different heights
- Textured fabric upholstery with square tufted headboard
- 4 wood slats with centre support legs
- Box spring is required; approximate weight capacity is 400 lbs



WHi

Choose from 3 headboard heights







**GARY** **WHILE QUANTITIES LAST**

101-857Q-BK 60" QUEEN BED  
83.5 x 63 x 46"H

FINISH: Black

MATERIALS: Faux Leather

- Modern style bed-in-a-box (mattress not included)
- Faux leather upholstery
- Solid rubberwood legs in a black painted finish
- 4 wood slats with centre support legs; box spring is required
- Approximate weight capacity is 400 lbs



WHi



**GARY** **WHILE QUANTITIES LAST**

101-857Q-GY 60" QUEEN BED  
83.5 x 63 x 46"H

FINISH: Grey

MATERIALS: Faux Leather

- Modern style bed-in-a-box (mattress not included)
- Faux leather upholstery
- Solid rubberwood legs in a black painted finish
- 4 wood slats with centre support legs; box spring is required
- Approximate weight capacity is 400 lbs



WHi





**LUMINA**


101-088Q-BL 60" QUEEN PLATFORM BED w/LIGHT  
86.25 x 64 x 55.50"H

FINISH: Blue  
MATERIALS: Velvet

- Modern platform bed
- Touch-sensor, dimmable LED light
- Soft, textured polyester fabric upholstery
- 13 solid wood slats with support legs; no box spring required
- Approximate weight capacity is 400 lbs



**Inspire**



**LUMINA**

101-088Q-GY 60" QUEEN PLATFORM BED w/LIGHT  
86.25 x 64 x 55.50"H

FINISH: Grey  
MATERIALS: Velvet

- Modern platform bed
- Touch-sensor, dimmable LED light
- Soft, textured polyester fabric upholstery
- 13 solid wood slats with support legs; no box spring required
- Approximate weight capacity is 400 lbs



**Inspire**



*Touch sensor, dimmable LED lighting*



## HANNAH

101-622Q-CH 60" QUEEN PLATFORM BED  
86 x 66.25 x 41.75"H

FINISH: Charcoal  
MATERIALS: Fabric

- Modern platform bed
- Fabric upholstery with vertical tufted headboard and footboard
- Solid rubberwood legs in an oak finish
- 13 solid wood slats with support legs; no box spring required
- Approximate weight capacity is 500 lbs



!nspire



## HANNAH

101-622Q-LG 60" QUEEN PLATFORM BED  
86 x 66.25 x 41.75"H

FINISH: Light Grey  
MATERIALS: Fabric

- Modern platform bed
- Fabric upholstery with vertical tufted headboard and footboard
- Solid rubberwood legs in an oak finish
- 13 solid wood slats with support legs; no box spring required
- Approximate weight capacity is 500 lbs



!nspire





**EMILIO**

101-633Q-CH 60" QUEEN PLATFORM BED w/DRAWER  
85.75 x 66.25 x 38.25"H

FINISH: Charcoal

MATERIALS: Fabric/Wood

- Modern platform bed; no box spring required
- Under-bed storage drawers on castors
- Fabric upholstery with large rectangular stitching detail on headboard
- Solid rubberwood legs in an oak finish
- 13 solid wood slats with centre support legs; approximate weight capacity is 500 lbs



Inspire



**EMILIO**

101-633Q-LG 60" QUEEN PLATFORM BED w/DRAWER  
85.75 x 66.25 x 38.25"H

FINISH: Light Grey

MATERIALS: Fabric/Wood

- Modern platform bed; no box spring required
- Under-bed storage drawers on castors
- Fabric upholstery with large rectangular stitching detail on headboard
- Solid rubberwood legs in an oak finish
- 13 solid wood slats with centre support legs; approximate weight capacity is 500 lbs



Inspire



Roll-out storage  
on both sides



**ADONIS** **DISCONTINUED** Inspire

101-291Q-BL 60" QUEEN PLATFORM BED W/STORAGE  
99 x 86 x 60"H

FINISH: Blue  
MATERIALS: Velvet/Wood

- Contemporary platform bed with built-in storage
- Low-profile side rails and footboard with divided storage compartments
- Velvet upholstery with button tufting detail
- 13 piece slats with additional support legs; no box spring required
- Approximate weight capacity is 400 lbs



**ADONIS** **DISCONTINUED** Inspire

101-291Q-GY 60" QUEEN PLATFORM BED W/STORAGE  
99 x 86.50 x 60"H

FINISH: Grey  
MATERIALS: Velvet/Wood

- Contemporary platform bed with built-in storage
- Low-profile side rails and footboard with divided storage compartments
- Velvet upholstery with button tufting detail
- 13 piece slats with additional support legs; no box spring required
- Approximate weight capacity is 400 lbs





## RUSSELL


101-598Q-GY 60" QUEEN BED  
87.50 x 67.25 x 48.25~50.25"H

FINISH: Grey

MATERIALS: Fabric/Metal

- Modern platform bed-in-a-box (mattress not included)
- Adjustable headboard can be set at 2 different heights
- 4 metal storage drawers with wheels for easy access storage
- Fabric upholstery with horizontal tufted headboard
- 12 solid wood slats with metal support legs; no box spring required

!nspire



## EXTARA

101-277Q-GY 60" QUEEN PLATFORM STORAGE BED  
85.25 x 65 x 41.50"H

FINISH: Grey

MATERIALS: Fabric

- Modern platform bed; no box spring required
- Easy-lift hydraulic bed offers plenty of storage space
- Square tufted headboard with stitching detail
- Fully upholstered in a textured, grey faux nubuck
- 26 pcs slat kit on metal frame; approximate weight capacity is 500 lbs

!nspire



Roll-out storage on both sides  
& choose 2 heights for headboard



**HAMBURG** **DISCONTINUED**

101-575Q-GRY 60" QUEEN PLATFORM BED  
87.50 x 69.75 x 41"H

FINISH: Grey

MATERIALS: Fabric/Metal

- Modern platform bed; no box spring required
- Curved headboard creates a clean, contemporary look
- Soft fabric upholstery
- Metal legs with a matte black finish
- Approximate weight capacity is 400 lbs



!nspire



**HAMBURG**

101-575Q-MUS 60" QUEEN PLATFORM BED  
87.50 x 69.75 x 41"H

FINISH: Mustard

MATERIALS: Fabric/Metal

- Modern platform bed; no box spring required
- Curved headboard creates a clean, contemporary look
- Soft fabric upholstery
- Metal legs with a matte black finish
- Approximate weight capacity is 400 lbs



!nspire





**GLITZ** **DISCONTINUED**

101-820Q-WT 60" QUEEN PLATFORM BED  
83 x 62.75 x 41"H

FINISH: White  
MATERIALS: Faux Leather

- Modern platform bed
- Faux leather upholstery with diamond-patterned stitching
- Crystal button tufting
- 12 solid wood slats with support legs; no box spring required
- Approximate weight capacity is 500 lbs



WHi



**JAZELLE**

101-451Q-BSH 60" QUEEN PLATFORM BED  
85.75 x 63 x 41"H

FINISH: Blush Pink  
MATERIALS: Velvet

- Modern platform bed
- Velvet upholstery with diamond-patterned stitching
- Crystal button tufting
- 13 solid wood slats with support legs; no box spring required
- Approximate weight capacity is 500 lbs



!nspire







**ARMANDO** **DISCONTINUED**

101-276Q-GY 60" QUEEN PLATFORM BED  
87.50 x 65 x 44.50"H

FINISH: Grey  
MATERIALS: Velvet

- Modern style bed-in-a-box (mattress not included)
- Velvet upholstery with diamond-patterned button tufting
- Black, painted poplar wood legs
- 12 horizontal slats with 3 centre support legs
- Approximate weight capacity is 500 lbs



WHi



**SUMMIT** **DISCONTINUED**

101-469Q-GY 60" QUEEN PLATFORM BED  
86 x 63.50 x 44.25"H

FINISH: Grey  
MATERIALS: Linen

- Modern platform bed
- Button tufted headboard with diamond patterned stitching
- 12 solid wood slats with support legs
- No box spring required
- Approximate weight capacity is 400 lbs



WHi



**NEVIS** **DISCONTINUED**

101-275Q-BK 60" QUEEN PLATFORM BED  
86.50 x 63.25 x 39.50"H

FINISH: Black  
MATERIALS: Fabric

- Modern platform bed
- Textured black upholstery
- 12 solid wood slats with support legs
- No box spring required
- Approximate weight capacity is 500 lbs



WHi



**VOLT** **DISCONTINUED**

101-502Q-BN 60" QUEEN PLATFORM BED  
86.50 x 63.25 x 39.50"H

FINISH: Brown  
MATERIALS: Faux Leather

- Modern platform bed
- High value faux leather bed
- 12 solid wood slats with support legs
- Box spring not required
- Approximate weight capacity is 400 lbs



WHi

# Stools





**DEVO NEW**

203-087LG 26" COUNTER STOOL, SET OF 2  
19 x 18 x 39.5"H

FINISH: Light Grey/Chrome

MATERIALS: Faux Leather/Metal

- 26" counter height stool with fixed seat
- Comfortable, curved wood seat frame with cushion and faux leather upholstery
- Metal legs with a shiny chrome finish
- Firm polyester foam cushion
- Approximate weight capacity is 300 lbs



Inspire



**DEVO NEW**

203-087WT 26" COUNTER STOOL, SET OF 2  
19 x 18 x 39.5"H

FINISH: White/Chrome

MATERIALS: Faux Leather/Metal

- 26" counter height stool with fixed seat
- Comfortable, curved wood seat frame with cushion and faux leather upholstery
- Metal legs with a shiny chrome finish
- Firm polyester foam cushion
- Approximate weight capacity is 300 lbs



Inspire





**DEVO** **NEW**

Inspire

203-087BK 26" COUNTER STOOL, SET OF 2  
19 x 18 x 39.5"H

FINISH: Black/Chrome

MATERIALS: Faux Leather/Metal

- 26" counter height stool with fixed seat
- Comfortable, curved wood seat frame with cushion and faux leather upholstery
- Metal legs with a shiny chrome finish
- Firm polyester foam cushion
- Approximate weight capacity is 300 lb



**ANTOINE** **NEW**

Inspire

203-573LG 26" COUNTER STOOL, SET OF 2  
19 x 18 x 39.5"H

FINISH: Light Grey/Aged Gold

MATERIALS: Faux Leather/Metal

- 26" counter height stool with fixed seat
- Comfortable, curved seat back with faux leather upholstery
- Metal legs with an aged gold finish
- Firm polyester foam cushion
- Approximate weight capacity is 300 lbs



**ANTOINE** **NEW**

Inspire

203-573WT 26" COUNTER STOOL, SET OF 2  
19 x 18 x 39.5"H

FINISH: White/Aged Gold

MATERIALS: Faux Leather/Metal

- 26" counter height stool with fixed seat
- Comfortable, curved seat back with faux leather upholstery
- Metal legs with an aged gold finish
- Firm polyester foam cushion
- Approximate weight capacity is 300 lbs



**ANTOINE** **NEW**

Inspire

203-573BK 26" COUNTER STOOL, SET OF 2  
19 x 18 x 39.5"H

FINISH: Black/Aged Gold

MATERIALS: Faux Leather/Metal

- 26" counter height stool with fixed seat
- Comfortable, curved seat back with faux leather upholstery
- Metal legs with an aged gold finish
- Firm polyester foam cushion
- Approximate weight capacity is 300 lbs





**XANDER** **NEW**

203-620BK 26" COUNTER STOOL, SET OF 2  
19 x 21.25 x 38"H

FINISH: Black

MATERIALS: Faux Leather/Metal

- 26" counter height stool with fixed seat
- Faux leather upholstery with diamond-patterned stitching detail on seat and back
- Black metal legs with aged gold-dipped detail
- Firm polyester foam cushion
- Approximate weight capacity is 300 lbs



**inspire**



**XANDER** **NEW**

203-620LG 26" COUNTER STOOL, SET OF 2  
19 x 21.25 x 38"H

FINISH: Light Grey/Black

MATERIALS: Faux Leather/Metal

- 26" counter height stool with fixed seat
- Faux leather upholstery with diamond-patterned stitching detail on seat and back
- Black metal legs with aged gold-dipped detail
- Firm polyester foam cushion
- Approximate weight capacity is 300 lbs



**inspire**



**XANDER** **NEW**

203-620WT 26" COUNTER STOOL, SET OF 2  
19 x 21.25 x 38"H

FINISH: White/Black

MATERIALS: Faux Leather/Metal

- 26" counter height stool with fixed seat
- Faux leather upholstery with diamond-patterned stitching detail on seat and back
- Black metal legs with aged gold-dipped detail
- Firm polyester foam cushion
- Approximate weight capacity is 300 lbs



**inspire**





Inspire

**COSMO**

203-625BK\_GL 26" COUNTER STOOL  
19 x 17.50 x 31"H

FINISH: Black/Gold

MATERIALS: Fabric/Metal

- 26" height counter stool with fixed sea
- Soft velvet upholstered sea
- Metal base and frame with a polished finish
- Medium-firm polyester foam cushion
- Approximate weight capacity is 300 lb



Inspire

**COSMO**

203-625GY\_CH 26" COUNTER STOOL  
19 x 17.50 x 31"H

FINISH: Grey/Silver

MATERIALS: Fabric/Metal

- 26" height counter stool with fixed sea
- Soft velvet upholstered sea
- Metal base and frame with a polished finish
- Medium-firm polyester foam cushion
- Approximate weight capacity is 300 lb





**LAVO** Inspire

203-560GY 26" COUNTER STOOL, SET OF 2  
21.50 x 19 x 34.75"H

FINISH: Grey  
MATERIALS: Velvet/Metal

- 26" counter height stool with 360° swivel seat
- Bucket-style seat with high back and arms and velvet upholstery
- Black metal legs with gold footrest and gold accent on arms
- Medium-firm polyester foam cushion
- Approximate weight capacity is 250 lbs



**LAVO** Inspire

203-560BLU 26" COUNTER STOOL, SET OF 2  
21.50 x 19 x 34.75"H

FINISH: Blue  
MATERIALS: Velvet/Metal

- 26" counter height stool with 360° swivel seat
- Bucket-style seat with high back and arms and velvet upholstery
- Black metal legs with gold footrest and gold accent on arms
- Medium-firm polyester foam cushion
- Approximate weight capacity is 250 lbs



**LAVO** Inspire

203-560BLK 26" COUNTER STOOL, SET OF 2  
21.50 x 19 x 34.75"H

FINISH: Black  
MATERIALS: Velvet/Metal

- 26" counter height stool with 360° swivel seat
- Bucket-style seat with high back and arms and velvet upholstery
- Black metal legs with gold footrest and gold accent on arms
- Medium-firm polyester foam cushion
- Approximate weight capacity is 250 lbs





**TULA**  
203-583BK 26" COUNTER STOOL  
20 x 15.50 x 35.50"H

FINISH: Black  
MATERIALS: Velvet/Wood

- 26" counter height stool with 360° swivel seat
- Solid wood legs in a washed oak finish and brushed gold footrest
- Velvet upholstery with vertical panel tufting
- Medium-firm polyester seat cushion
- Approximate weight capacity is 300 lbs

!nspire



**TULA**  
203-583BLU 26" COUNTER STOOL  
20 x 15.50 x 35.50"H

FINISH: Blue  
MATERIALS: Velvet/Wood

- 26" counter height stool with 360° swivel seat
- Solid wood legs in a washed oak finish and brushed gold footrest
- Velvet upholstery with vertical panel tufting
- Medium-firm polyester seat cushion
- Approximate weight capacity is 300 lbs

!nspire







!nspire

**TULA**  
203-583GY 26" COUNTER STOOL  
20 x 15.50 x 35.50"H

FINISH: Grey  
MATERIALS: Velvet/Wood

- 26" counter height stool with 360° swivel seat
- Solid wood legs in a washed oak finish and brushed gold footrest
- Velvet upholstery with vertical panel tufting
- Medium-firm polyester seat cushion
- Approximate weight capacity is 300 lbs



!nspire

**BAILY**  
203-541BLU 26" COUNTER STOOL, SET OF 2  
18.75 x 19.50 x 34.5"H

FINISH: Blue  
MATERIALS: Velvet/Metal

- 26" counter height stool with fixed seat
- Rich velvet-upholstered seat
- Metal legs in a matte black finish
- Medium-firm polyester foam cushion
- Approximate weight capacity is 300 lbs



!nspire

**BAILY**  
203-541DRS 26" COUNTER STOOL, SET OF 2  
18.75 x 19.50 x 34.5"H

FINISH: Dusty Rose  
MATERIALS: Velvet/Metal

- 26" counter height stool with fixed seat
- Rich velvet-upholstered seat
- Metal legs in a matte black finish
- Medium-firm polyester foam cushion
- Approximate weight capacity is 300 lbs



!nspire

**BAILY**  
203-541GRY 26" COUNTER STOOL, SET OF 2  
18.75 x 19.50 x 34.5"H

FINISH: Grey  
MATERIALS: Velvet/Metal

- 26" counter height stool with fixed seat
- Rich velvet-upholstered seat
- Metal legs in a matte black finish
- Medium-firm polyester foam cushion
- Approximate weight capacity is 300 lbs





**CAMILLE**

203-532BLU 26" COUNTER STOOL, SET OF 2  
19 x 21.25 x 38.5"H

FINISH: Blue

MATERIALS: Velvet/Metal

- 26" counter height stool with fixed seat
- Velvet corduroy upholstery on seat and back
- Contoured back with cut-out detail
- Sturdy metal legs with a powder-coated black finish
- Approximate weight capacity is 250 lbs

!nspire



**CAMILLE**

203-532CH 26" COUNTER STOOL, SET OF 2  
19 x 21.25 x 38.5"H

FINISH: Charcoal

MATERIALS: Velvet/Metal

- 26" counter height stool with fixed seat
- Velvet corduroy upholstery on seat and back
- Contoured back with cut-out detail
- Sturdy metal legs with a powder-coated black finish
- Approximate weight capacity is 250 lbs

!nspire



**CAMILLE**

203-532LGY 26" COUNTER STOOL, SET OF 2  
19 x 21.25 x 38.5"H

FINISH: Light Grey

MATERIALS: Velvet/Metal

- 26" counter height stool with fixed seat
- Velvet corduroy upholstery on seat and back
- Contoured back with cut-out detail
- Sturdy metal legs with a powder-coated black finish
- Approximate weight capacity is 250 lbs

!nspire



**CAMILLE**

203-532MUS 26" COUNTER STOOL, SET OF 2  
19 x 21.25 x 38.5"H

FINISH: Mustard

MATERIALS: Velvet/Metal

- 26" counter height stool with fixed seat
- Velvet corduroy upholstery on seat and back
- Contoured back with cut-out detail
- Sturdy metal legs with a powder-coated black finish
- Approximate weight capacity is 250 lbs

!nspire





## ROXANNE II

203-531BL 26" COUNTER STOOL, SET OF 2  
18.50 x 22.50 x 38.75"H


FINISH: Blue

MATERIALS: Velvet/Metal

- 26" counter height stool with fixed seat
- Velvet-upholstered seat with diamond-patterned button tufting on back
- Black metal legs with gold footrest
- Medium-firm polyester foam cushion
- Approximate weight capacity is 250 lbs



!nspire



## ROXANNE II

203-531GY 26" COUNTER STOOL, SET OF 2  
18.50 x 22.50 x 38.75"H

FINISH: Grey

MATERIALS: Velvet/Metal

- 26" counter height stool with fixed seat
- Velvet-upholstered seat with diamond-patterned button tufting on back
- Black metal legs with gold footrest
- Medium-firm polyester foam cushion
- Approximate weight capacity is 250 lbs



!nspire



## ROXANNE II

203-531MUS 26" COUNTER STOOL, SET OF 2  
18.50 x 22.50 x 38.75"H

FINISH: Mustard

MATERIALS: Velvet/Metal

- 26" counter height stool with fixed seat
- Velvet-upholstered seat with diamond-patterned button tufting on back
- Black metal legs with gold footrest
- Medium-firm polyester foam cushion
- Approximate weight capacity is 250 lbs



!nspire



### PORTO

203-576BK 26" COUNTER STOOL, SET OF 2  
15.75" x 19.25" x 37.5"H

FINISH: Black

MATERIALS: Faux Leather/Metal

- 26" height counter stool with fixed seat
- Faux leather upholstered seat and back
- Metal base with a chrome finish
- Medium-firm polyester foam cushion
- Approximate weight capacity is 300 lbs



!nspire



### PORTO

203-576GY 26" COUNTER STOOL, SET OF 2  
15.75" x 19.25" x 37.5"H

FINISH: Grey

MATERIALS: Faux Leather/Metal

- 26" height counter stool with fixed seat
- Faux leather upholstered seat and back
- Metal base with a chrome finish
- Medium-firm polyester foam cushion
- Approximate weight capacity is 300 lbs



!nspire



### PORTO

203-576WT 26" COUNTER STOOL, SET OF 2  
15.75" x 19.25" x 37.5"H

FINISH: White

MATERIALS: Faux Leather/Metal

- 26" height counter stool with fixed seat
- Faux leather upholstered seat and back
- Metal base with a chrome finish
- Medium-firm polyester foam cushion
- Approximate weight capacity is 300 lbs



!nspire



### DIEGO

203-101BLK/GL 26" COUNTER STOOL, SET OF 2  
15.75" x 19.25" x 37.50"H

FINISH: Black/Gold Leg

MATERIALS: Velvet/Metal

- 26" height counter stool with fixed seat
- Soft velvet upholstered seat and back
- Metal base with a matte gold finish
- Medium-firm polyester foam cushion
- Approximate weight capacity is 300 lbs



!nspire



**DIEGO**

!nspire

203-101BLK/GY 26" COUNTER STOOL, SET OF 2  
15.75 x 19.25 x 37.50"H

FINISH: Black/Grey Leg  
MATERIALS: Velvet/Metal

- 26" height counter stool with fixed seat
- Soft velvet upholstered seat and back
- Metal base with a grey finish
- Medium-firm polyester foam cushion
- Approximate weight capacity is 300 lbs



**DIEGO**

!nspire

203-101GY/GY 26" COUNTER STOOL, SET OF 2  
15.75 x 19.25 x 37.50"H

FINISH: Grey/Grey Leg  
MATERIALS: Velvet/Metal

- 26" height counter stool with fixed sea
- Soft velvet upholstered seat and bac
- Metal base with a grey finis
- Medium-firm polyester foam cushio
- Approximate weight capacity is 300 lb



**DIEGO**

!nspire

203-101GY/GLD 26" COUNTER STOOL, SET OF 2  
15.75 x 19.25 x 37.50"H

FINISH: Grey/Gold Leg  
MATERIALS: Velvet/Metal

- 26" height counter stool with fixed seat
- Soft velvet upholstered seat and back
- Metal base with a matte gold finish
- Medium-firm polyester foam cushion
- Approximate weight capacity is 300 lbs



**DIEGO**

!nspire

203-101BLU/GL 26" COUNTER STOOL, SET OF 2  
15.75 x 19.25 x 37.50"H

FINISH: Blue/Gold Leg  
MATERIALS: Velvet/Metal

- 26" height counter stool with fixed seat
- Soft velvet upholstered seat and back
- Metal base with a matte gold finish
- Medium-firm polyester foam cushion
- Approximate weight capacity is 300 lbs





**COLANI** **DISCONTINUED**

!nspire

203-650CH 26" COUNTER STOOL, SET OF 2  
23.75 x 21.25 x 38.50"H

FINISH: Charcoal

MATERIALS: Fabric/Metal

- 26" counter height stool with 360° swivel seat
- Bucket-style seat with high back and arms and charcoal textured fabric
- Black, powder-coated metal frame and footrest
- Firm polyester foam cushion
- Approximate weight capacity is 300 lbs



**COLANI** **DISCONTINUED**

!nspire

203-650GY 26" COUNTER STOOL, SET OF 2  
23.75 x 21.25 x 38.50"H

FINISH: Grey

MATERIALS: Fabric/Metal

- 26" counter height stool with 360° swivel seat
- Bucket-style seat with high back and arms and grey textured fabric
- Black, powder-coated metal frame and footrest
- Firm polyester foam cushion
- Approximate weight capacity is 300 lbs





**ONIO** WHi

203-616BK/BG 26" COUNTER STOOL, SET OF 2  
17.75 x 21.75 x 41.25"H

FINISH: Beige/Black Leg  
MATERIALS: Fabric/Metal

- Mid-century modern styling
- Comfortable, curved wood seat frame with cushion and fabric upholstery
- Metal legs with a matte black finish
- Firm polyester foam cushion
- Approximate weight capacity is 250 lbs



**ONIO** WHi

203-616WL/BG 26" COUNTER STOOL, SET OF 2  
17.75 x 21.75 x 41.25"H

FINISH: Beige/Walnut Leg  
MATERIALS: Fabric/Metal

- 26" counter height stool with fixed seat
- Comfortable, curved wood seat frame with cushion and fabric upholstery
- Metal legs with heat-transferred, walnut finish
- Firm polyester foam cushion
- Approximate weight capacity is 250 lbs



**ONIO** WHi

203-616BK/GY 26" COUNTER STOOL, SET OF 2  
17.75 x 21.75 x 41.25"H

FINISH: Grey/Black Leg  
MATERIALS: Fabric/Metal

- Mid-century modern styling
- Comfortable, curved wood seat frame with cushion and fabric upholstery
- Metal legs with a matte black finish
- Firm polyester foam cushion
- Approximate weight capacity is 250 lbs



**ONIO** WHi

203-616WL/GY 26" COUNTER STOOL, SET OF 2  
17.75 x 21.75 x 41.25"H

FINISH: Grey/Walnut Leg  
MATERIALS: Fabric/Metal

- Mid-century modern styling
- Comfortable, curved wood seat frame with cushion and fabric upholstery
- Metal legs with heat-transferred, walnut finish
- Firm polyester foam cushion
- Approximate weight capacity is 250 lbs





## BUREN

203-475BN 26" COUNTER STOOL, SET OF 2  
20.50 x 17 x 36.25"H

FINISH: Vintage Brown

MATERIALS: Faux Suede/Metal

- 26" counter height stool with fixed seat
- Stool back has vertical panel stitching and piping detail
- Sturdy metal frame construction with an antique, painted finish
- Contoured seat and back with a soft, faux suede fabric upholstery
- Approximate weight capacity is 300 lbs



!nspire



## BUREN

203-475GY 26" COUNTER STOOL, SET OF 2  
20.50 x 17 x 36.25"H

FINISH: Vintage Grey

MATERIALS: Faux Suede/Metal

- 26" counter height stool with fixed seat
- Stool back has vertical panel stitching and piping detail
- Sturdy metal frame construction with an antique, painted finish
- Contoured seat and back with a soft, faux suede fabric upholstery
- Approximate weight capacity is 300 lbs



!nspire



## TAHOE

203-328WAL 26" COUNTER STOOL  
17.50 x 17.50 x 27"H

FINISH: Walnut

MATERIALS: Solid Wood

- 26" counter height stool with fixed seat
- Comfortable, contoured stool top
- Tapered legs and black metal footrest for added comfort and support
- Naturally occurring sheesham wood characteristics and grain patterns finished in a rich walnut
- Approximate weight capacity is 300 lb



!nspire



## TAHOE

203-328NAT 26" COUNTER STOOL  
17.50 x 17.50 x 27"H

FINISH: Natural

MATERIALS: Solid Wood

- 26" counter height stool with fixed seat
- Comfortable, contoured stool top
- Tapered legs and black metal footrest for added comfort and support
- Naturally occurring sheesham wood characteristics and grain patterns
- Approximate weight capacity is 300 lbs



!nspire





**RIZZO** **WHILE QUANTITIES LAST** !nspire

203-080BK 26" COUNTER STOOL, SET OF 2  
20.50 x 22.75 x 42.25"H

FINISH: Black

MATERIALS: Velvet/Solid Wood

- 26" counter height stool with fixed seat
- Black velvet upholstery with firm polyester foam seat cushion
- Chrome nail head details and chair ring on back
- Solid rubberwood legs in a coffee finish
- Approximate weight capacity is 300 lbs



**RIZZO** **WHILE QUANTITIES LAST** !nspire

203-080GY 26" COUNTER STOOL, SET OF 2  
20.50 x 22.75 x 42.25"H

FINISH: Grey

MATERIALS: Velvet/Solid Wood

- 26" counter height stool with fixed seat
- Grey velvet upholstery with firm polyester foam seat cushion
- Chrome nail head details and chair ring on back
- Solid rubberwood legs in a coffee finish
- Approximate weight capacity is 300 lbs



**RIZZO** **WHILE QUANTITIES LAST** !nspire

203-080IV 26" COUNTER STOOL, SET OF 2  
20.50 x 22.75 x 42.25"H

FINISH: Ivory

MATERIALS: Velvet/Solid Wood

- 26" counter height stool with fixed seat
- Velvet upholstery with firm polyester foam seat cushion
- Chrome nail head details and chair ring on back
- Solid rubberwood legs in a coffee finish
- Approximate weight capacity is 300 lbs





**SELMA** **WHILE QUANTITIES LAST** Inspire

203-221CF/BG 26" COUNTER STOOL, SET OF 2  
19 x 26 x 42"H

FINISH: Beige/Coffee Leg

MATERIALS: Fabric/Solid Wood

- 26" counter height stool with fixed seat
- Silver nail head details on seat
- Sturdy, box-seat construction
- Solid rubberwood legs in a coffee finish
- Approximate weight capacity is 250 lbs



**SELMA** **DISCONTINUED** Inspire

203-221VK/BG 26" COUNTER STOOL, SET OF 2  
19 x 26 x 42"H

FINISH: Beige/Vintage Oak Leg

MATERIALS: Fabric/Solid Wood

- 26" counter height stool with fixed seat
- Antique nail head details on seat
- Sturdy, box-seat construction
- Solid rubberwood legs in a vintage oak finish
- Approximate weight capacity is 250 lbs



**SELMA** **WHILE QUANTITIES LAST** Inspire

203-221CF/LG 26" COUNTER STOOL, SET OF 2  
19 x 26 x 42"H

FINISH: Grey/Coffee Leg

MATERIALS: Fabric/Solid Wood

- 26" counter height stool with fixed seat
- Silver nail head details on seat
- Sturdy, box-seat construction
- Solid rubberwood legs in a coffee finish
- Approximate weight capacity is 250 lbs



**SELMA** **WHILE QUANTITIES LAST** Inspire

203-221VK/LG 26" COUNTER STOOL, SET OF 2  
19 x 26 x 42"H

FINISH: Grey/Vintage Oak Leg

MATERIALS: Fabric/Solid Wood

- 26" counter height stool with fixed seat
- Antique nail head details on seat
- Sturdy, box-seat construction
- Solid rubberwood legs in a vintage oak finish
- Approximate weight capacity is 250 lbs





**LUCIAN**

203-157BG 26" COUNTER STOOL, SET OF 2  
21.50 x 27.50 x 44.50"H

FINISH: Beige

MATERIALS: Fabric/Solid Wood

- 26" height counter stool with fixed seat
- Plush button tufting and piping detail on seat back
- Box seat construction
- Solid Asian oak legs in a washed grey finish
- Approximate weight capacity is 250 lbs

!nspire



**LUCIAN**

203-157GY 26" COUNTER STOOL, SET OF 2  
21.50 x 27.50 x 44.50"H

FINISH: Grey

MATERIALS: Fabric/Solid Wood

- 26" height counter stool with fixed seat
- Plush button tufting and piping detail on seat back
- Box seat construction
- Solid Asian oak legs in a washed grey finish
- Approximate weight capacity is 250 lbs

!nspire



**HARLO**

203-487GY 26" COUNTER STOOL, SET OF 2  
18 x 20.50 x 39.50"H

FINISH: Grey

MATERIALS: MDF/Faux Leather

- 26" counter height stool with 360° swivel seat
- Grey faux leather seat cushion
- Solid rubberwood frame with round footrest
- Firm polyester foam cushion
- Approximate weight capacity is 250 lbs

WHi



**ROWAN**

203-478GY 26" COUNTER STOOL, SET OF 2  
18 x 20.50 x 39"H

FINISH: Grey

MATERIALS: Solid Wood/Faux Leather

- 26" counter height stool with 360° swivel seat
- Grey faux leather seat and back cushions
- Solid rubberwood frame with round footrest
- Firm polyester foam cushion
- Approximate weight capacity is 250 lbs

WHi





**MORENO**

203-584CH 26" COUNTER STOOL  
19 x 19 x 35.25"H

FINISH: Charcoal

MATERIALS: Fabric/Wood

- 26" counter height stool with 360° swivel seat
- Curved bentwood legs and seat frame in a walnut finish and chrome footrest
- Textured fabric upholstery with horizontal stitching detail
- Firm polyester foam cushion
- Approximate weight capacity is 300 lbs



!nspire



**MORENO**

203-584GY 26" COUNTER STOOL  
19 x 19 x 35.25"H

FINISH: Grey

MATERIALS: Fabric/Wood

- 26" counter height stool with 360° swivel seat
- Curved bentwood legs and seat frame in a walnut finish and chrome footrest
- Textured fabric upholstery with horizontal stitching detail
- Firm polyester foam cushion
- Approximate weight capacity is 300 lbs



!nspire



**HOLT**

203-981CH 26" COUNTER STOOL  
22.50 x 17.75 x 37.50"H

FINISH: Charcoal

MATERIALS: Fabric/Bentwood

- 26" counter height stool with 360° swivel seat
- Curved bentwood frame and legs in a walnut finish
- Charcoal fabric back and seat cushion; chrome metal footrest
- Firm polyester foam cushion
- Approximate weight capacity is 250 lbs



!nspire



**HOLT**

203-981GY 26" COUNTER STOOL  
22.50 x 17.75 x 37.50"H

FINISH: Grey

MATERIALS: Fabric/Bentwood

- 26" counter height stool with 360° swivel seat
- Curved bentwood frame and legs in a walnut finish
- Light grey fabric back and seat cushion; chrome metal footrest
- Firm polyester foam cushion
- Approximate weight capacity is 250 lbs



!nspire



**HOLT** **DISCONTINUED**  
 203-981VLG 26" COUNTER STOOL  
 22.50 x 17.75 x 37.50"H

FINISH: Grey  
 MATERIALS: Velvet/Bentwood

- 26" counter height stool with 360° swivel seat
- Curved bentwood frame and legs in a grey finish
- Grey velvet back and seat cushion; black metal footrest
- Firm polyester foam cushion
- Approximate weight capacity is 250 lbs



!nspire



**KENZO**  
 203-544WT 26" COUNTER STOOL, SET OF 2  
 19 x 19.25 x 36.75"H

FINISH: White  
 MATERIALS: Faux Leather/Bentwood

- 26" counter height stool with 360° swivel seat
- Curved bentwood legs in a walnut finish and black metal footrest
- Faux leather upholstery with diamond-patterned stitching detail
- Medium-soft polyester foam cushion
- Approximate weight capacity is 250 lbs



!nspire



**KENZO**  
 203-544GY 26" COUNTER STOOL, SET OF 2  
 19 x 19.25 x 36.75"H

FINISH: Grey  
 MATERIALS: Fabric/Bentwood

- 26" counter height stool with 360° swivel seat
- Curved bentwood legs in a walnut finish and black metal footrest
- Velvet upholstery with diamond-patterned stitching detail
- Medium-soft polyester foam cushion
- Approximate weight capacity is 250 lbs



!nspire



**RICO**  
203-847BK 26" COUNTER STOOL, SET OF 2  
16.50 x 19 x 26"H

FINISH: Black  
MATERIALS: Fabric/Solid Wood

- 26" counter height stool with fixed seat
- Linen-textured fabric upholstery with square stitching detail
- Solid beechwood legs in a natural finish with black metal footrest
- Medium-firm polyester foam cushion
- Approximate weight capacity is 300 lbs



WHi



**RICO**  
203-847CH 26" COUNTER STOOL, SET OF 2  
16.50 x 19 x 26"H

FINISH: Charcoal  
MATERIALS: Fabric/Solid Wood

- 26" counter height stool with fixed seat
- Linen-textured fabric upholstery with square stitching detail
- Solid beechwood legs in a natural finish with black metal footrest
- Medium-firm polyester foam cushion
- Approximate weight capacity is 300 lbs



WHi



**RICO**  
203-847LG 26" COUNTER STOOL, SET OF 2  
16.50 x 19 x 26"H

FINISH: Grey  
MATERIALS: Fabric/Solid Wood

- 26" counter height stool with fixed seat
- Linen-textured fabric upholstery with square stitching detail
- Solid beechwood legs in a natural finish with black metal footrest
- Medium-firm polyester foam cushion
- Approximate weight capacity is 300 lbs



WHi



**DIABLO**  
203-352BK 26" COUNTER STOOL, SET OF 2  
15.50 x 17.25 x 34.75"H

FINISH: Black  
MATERIALS: ABS/Solid Wood

- 26" counter height stool with fixed seat
- Curved ABS plastic seat with cushioned seat
- Soft foam cushion with faux leather upholstery
- Solid beechwood legs in a natural finish with black metal footrest
- Approximate weight capacity is 300 lbs



WHi



### DIABLO

203-352GY 26" COUNTER STOOL, SET OF 2  
15.50 x 17.25 x 34.75"H

FINISH: Grey

MATERIALS: ABS/Solid Wood

- 26" counter height stool with fixed seat
- Curved ABS plastic seat with cushioned seat
- Soft foam cushion with faux leather upholstery
- Solid beechwood legs in a natural finish with black metal footrest
- Approximate weight capacity is 300 lbs



WHi



### DIABLO

203-352WT 26" COUNTER STOOL, SET OF 2  
15.50 x 17.25 x 34.75"H

FINISH: White

MATERIALS: ABS/Solid Wood

- 26" counter height stool with fixed seat
- Curved ABS plastic seat with cushioned seat
- Soft foam cushion with faux leather upholstery
- Solid beechwood legs in a natural finish with black metal footrest
- Approximate weight capacity is 300 lbs



WHi



### TREX

203-990BK 26" COUNTER STOOL, SET OF 2  
15.50 x 15.50 x 29.25"H

FINISH: Black

MATERIALS: ABS/Solid Wood

- 26" counter height stool with fixed seat
- Comfortable, molded ABS seat
- Sturdy, A-line design with matte black footrest for added support
- Solid beech wood legs in a painted black finish
- Approximate weight capacity is 250 lbs



!nspire



### TREX

203-990WT 26" COUNTER STOOL, SET OF 2  
15.50 x 15.50 x 29.25 "H

FINISH: White

MATERIALS: ABS/Solid Wood

- 26" counter height stool with fixed seat
- Comfortable, molded ABS seat
- Sturdy, A-line design with chrome-finished footrest for added support
- Solid beech wood legs in a natural wood finish with chrome metal accents
- Approximate weight capacity is 250 lbs



!nspire



## ROVER

203-554CH AIR LIFT STOOL

21.25 x 20 x 35.25~43.25"H

FINISH: Charcoal

MATERIALS: Wood/Faux Leather

- Air-lift seat adjustment ranges in height from 24.75" to 33"
- 360° swivel seat with black-stained bentwood frame
- 17-3/4" round base and post in a black finish
- Firm polyester foam cushion with vintage faux leather upholstery
- Approximate weight capacity is 300 lbs



!nspire



## ROVER

203-554BN AIR LIFT STOOL

21.25 x 20 x 35.25~43.25"H

FINISH: Brown

MATERIALS: Wood/Faux Leather

- Air-lift seat adjustment ranges in height from 24.75" to 33"
- 360° swivel seat with black-stained bentwood frame
- 17-3/4" round base and post in a black finish
- Firm polyester foam cushion with vintage faux leather upholstery
- Approximate weight capacity is 300 lbs



!nspire







**KANSAS**

203-389BN AIR LIFT STOOL, SET OF 2  
19.25 x 15.75 x 35.5~43.25"H

FINISH: Brown

MATERIALS: Faux Leather/Metal

- Air-lift seat height adjustment ranges from 22" to 30"
- 360° swivel seat with faux leather upholstery and diamond-patterned stitching
- 17-3/4" round base and post in a black finish
- Firm polyester foam cushion
- Approximate weight capacity is 300 lbs



WHi



**KANSAS**

203-389GY AIR LIFT STOOL, SET OF 2  
19.25 x 15.75 x 35.5~43.25"H

FINISH: Vintage Grey

MATERIALS: Faux Leather/Metal

- Air-lift seat height adjustment ranges from 22" to 30"
- 360° swivel seat with faux leather upholstery and diamond-patterned stitching
- 17-3/4" round base and post in a black finish
- Firm polyester foam cushion
- Approximate weight capacity is 300 lbs



WHi



**SATARO**  
203-270BK AIR LIFT STOOL  
19 x 21 x 33.75-42.50"H

FINISH: Black  
MATERIALS: Velvet/Metal

- Air-lift seat adjustment ranges in height from 24.5" to 33.25"
- Oversized, 360° swivel seat with velvet upholstery and diamond-patterned stitching
- 17-3/4" round base and post in a black finish
- Medium-firm polyester foam cushion
- Approximate weight capacity is 300 lbs



!nspire



**SATARO**  
203-270BLU AIR LIFT STOOL  
19 x 21 x 33.75-42.50"H

FINISH: Blue  
MATERIALS: Velvet/Metal

- Air-lift seat adjustment ranges in height from 24.5" to 33.25"
- Oversized, 360° swivel seat with velvet upholstery and diamond-patterned stitching
- 17-3/4" round base and post in a black finish
- Medium-firm polyester foam cushion
- Approximate weight capacity is 300 lbs



!nspire



**SATARO**  
203-270GY AIR LIFT STOOL  
19 x 21 x 33.75-42.50"H

FINISH: Grey  
MATERIALS: Velvet/Metal

- Air-lift seat adjustment ranges in height from 24.5" to 33.25"
- Oversized, 360° swivel seat with velvet upholstery and diamond-patterned stitching
- 17-3/4" round base and post in a black finish
- Medium-firm polyester foam cushion
- Approximate weight capacity is 300 lbs



!nspire



**ADYSON**

203-419BK AIR LIFT STOOL, SET OF 2  
19 x 22.25 x 35-43.75"H

FINISH: Black

MATERIALS: Fabric/Metal

- Air-lift seat adjustment ranges in height from 23.75" to 32.25"
- 360° swivel seat with textured fabric and button tufting
- 17-3/4" round base and post in a gunmetal finish
- Firm polyester foam cushion
- Approximate weight capacity is 300 lbs



**ADYSON**

203-419BLU AIR LIFT STOOL, SET OF 2  
19 x 22.25 x 35-43.75"H

FINISH: Blue

MATERIALS: Fabric/Metal

- Air-lift seat adjustment ranges in height from 23.75" to 32.25"
- 360° swivel seat with textured fabric and button tufting
- 17-3/4" round base and post in a gunmetal finish
- Firm polyester foam cushion
- Approximate weight capacity is 300 lbs



**ADYSON**

203-419GY AIR LIFT STOOL, SET OF 2  
19 x 22.25 x 35-43.75"H

FINISH: Grey

MATERIALS: Fabric/Metal

- Air-lift seat adjustment ranges in height from 23.75" to 32.25"
- 360° swivel seat with textured fabric and button tufting
- 17-3/4" round base and post in a gunmetal finish
- Firm polyester foam cushion
- Approximate weight capacity is 300 lbs



**ADYSON**

203-419BG AIR LIFT STOOL, SET OF 2  
19 x 22.25 x 35-43.75"H

FINISH: Beige

MATERIALS: Fabric/Metal

- Air-lift seat adjustment ranges in height from 23.75" to 32.25"
- 360° swivel seat with textured fabric and button tufting
- 17-3/4" round base and post in a gunmetal finish
- Firm polyester foam cushion
- Approximate weight capacity is 300 lbs





### ASTRA

203-116 ADJUSTABLE STOOL  
20 x 20 x 34-43"H

FINISH: Gunmetal  
MATERIALS: Metal

- Industrial-inspired design
- Air-lift seat height adjustment ranges from 25" to 31.25"
- 360° swivel seat
- 16-1/4" round base
- Approximate weight capacity is 300 lbs



!nspire



### SORB

203-327BEG AIR LIFT STOOL, SET OF 2  
17.50 x 19.50 x 37-43"H

FINISH: Beige  
MATERIALS: Fabric/Metal

- Air-lift seat height adjustment ranges from 25.5" to 32"
- 360° swivel seat with fabric upholstery and square tufting
- 17-3/4" round base and post in a grey finish
- Medium-firm polyester foam cushion
- Approximate weight capacity is 300 lbs



WHi



### SORB

203-327BLU AIR LIFT STOOL, SET OF 2  
17.50 x 19.50 x 37-43"H

FINISH: Blue-Grey  
MATERIALS: Fabric/Metal

- Air-lift seat height adjustment ranges from 25.5" to 32"
- 360° swivel seat with fabric upholstery and square tufting
- 17-3/4" round base and post in a grey finish
- Medium-firm polyester foam cushion
- Approximate weight capacity is 300 lbs



WHi



### SORB

203-327GRY AIR LIFT STOOL, SET OF 2  
17.50 x 19.50 x 37-43"H

FINISH: Grey  
MATERIALS: Fabric/Metal

- Air-lift seat height adjustment ranges from 25.5" to 32"
- 360° swivel seat with fabric upholstery and square tufting
- 17-3/4" round base and post in a grey finish
- Medium-firm polyester foam cushion
- Approximate weight capacity is 300 lbs



WHi



**FUSION**

203-336BLK AIR LIFT STOOL, SET OF 2  
17.50 x 19.50 x 37.75-44"H

FINISH: Black

MATERIALS: Faux Leather/Metal

- Air-lift seat height adjustment ranges from 25.5" to 32"
- 360° swivel seat with faux leather and square tufting
- 17-3/4" round base and post in a grey finish
- Medium-firm polyester foam cushion
- Approximate weight capacity is 300 lbs



WHi



**FUSION**

203-336GRY AIR LIFT STOOL, SET OF 2  
17.50 x 19.50 x 37.75-44"H

FINISH: Grey

MATERIALS: Faux Leather/Metal

- Air-lift seat height adjustment ranges from 25.5" to 32"
- 360° swivel seat with faux leather and square tufting
- 17-3/4" round base and post in a grey finish
- Medium-firm polyester foam cushion
- Approximate weight capacity is 300 lbs



WHi





**DEX**

203-153GY AIR LIFT STOOL, SET OF 2  
18.50 x 17.75 x 36-42.50"H

FINISH: Grey

MATERIALS: Fabric/Metal

- Air-lift seat height adjustment ranges from 24.75" to 31.25"
- 360° swivel seat with fabric upholstery and button tufting
- 17-3/4" round base and post in a black finish
- Medium-firm polyester foam cushion
- Approximate weight capacity is 300 lbs



WHi



**DEX**

203-153BG AIR LIFT STOOL, SET OF 2  
18.50 x 17.75 x 36-42.50"H

FINISH: Beige

MATERIALS: Fabric/Metal

- Air-lift seat height adjustment ranges from 24.75" to 31.25"
- 360° swivel seat with fabric upholstery and button tufting
- 17-3/4" round base and post in a black finish
- Medium-firm polyester foam cushion
- Approximate weight capacity is 300 lbs



WHi



**DEX DISCONTINUED**

203-153PUBK AIR LIFT STOOL, SET OF 2  
18.50 x 17.75 x 36-42.50"H

FINISH: Black

MATERIALS: Faux Leather/Metal

- Air-lift seat height adjustment ranges from 24.75" to 31.25"
- 360° swivel seat with faux leather and button tufting
- 17-3/4" round base and post in a grey finish
- Medium-firm polyester foam cushion
- Approximate weight capacity is 300 lbs



WHi



### FABIA II

203-181BK AIR LIFT STOOL, SET OF 2  
15 x 15.50 x 25.50-31.25"H

FINISH: Black

MATERIALS: Faux Leather/Metal

- Air-lift seat height adjustment ranges from 23.5" to 30"
- 360° swivel seat with faux leather upholstery
- 15-1/4" round base and post in a chrome finish
- Extra thick, polyester double foam seat cushion
- Approximate weight capacity is 200 lbs



WHi



### FABIA II

203-181GY AIR LIFT STOOL, SET OF 2  
15 x 15.50 x 25.50-31.25"H

FINISH: Grey

MATERIALS: Fabric/Metal

- Air-lift seat height adjustment ranges from 23.5" to 30"
- 360° swivel seat with fabric upholstery
- 15-1/4" round base and post in a chrome finish
- Extra thick, polyester double foam seat cushion
- Approximate weight capacity is 200 lbs



WHi





### PLUTO

203-343BEG AIR LIFT STOOL, SET OF 2  
16.25 x 15 x 25.25-31.50"H

FINISH: Beige

MATERIALS: Fabric/Metal

- Air-lift seat height adjustment ranges from 23" to 29.75"
- 360° swivel seat with fabric upholstery and square tufting
- 16-1/4" round base and post in a matte grey finish
- Extra thick, polyester double foam seat cushion
- Approximate weight capacity is 200 lbs



WHi



### PLUTO

203-343BLU AIR LIFT STOOL, SET OF 2  
16.25 x 15 x 25.25-31.50"H

FINISH: Blue-Grey

MATERIALS: Fabric/Metal

- Air-lift seat height adjustment ranges from 23" to 29.75"
- 360° swivel seat with fabric upholstery and square tufting
- 16-1/4" round base and post in a matte grey finish
- Extra thick, polyester double foam seat cushion
- Approximate weight capacity is 200 lbs



WHi



### PLUTO

203-343GRY AIR LIFT STOOL, SET OF 2  
16.25 x 15 x 25.25-31.50"H

FINISH: Grey

MATERIALS: Fabric/Metal

- Air-lift seat height adjustment ranges from 23" to 29.75"
- 360° swivel seat with fabric upholstery and square tufting
- 16-1/4" round base and post in a matte grey finish
- Extra thick, polyester double foam seat cushion
- Approximate weight capacity is 200 lbs



WHi





**COMET**

203-263BLK AIR LIFT STOOL, SET OF 2  
16.25 x 15 x 25.25-31.50"H

FINISH: Black

MATERIALS: Faux Leather/Metal

- Air-lift seat height adjustment ranges from 23" to 29.75"
- 360° swivel seat with faux leather and square tufting
- 15-1/4" round base and post in a textured grey finish
- Extra thick, polyester double foam seat cushion
- Approximate weight capacity is 200 lbs



WHi



**COMET**

203-263GRY AIR LIFT STOOL, SET OF 2  
16.25 x 15 x 25.25-31.50"H

FINISH: Grey

MATERIALS: Faux Leather/Metal

- Air-lift seat height adjustment ranges from 23" to 29.75"
- 360° swivel seat with faux leather and square tufting
- 15-1/4" round base and post in a textured grey finish
- Extra thick, polyester double foam seat cushion
- Approximate weight capacity is 200 lbs



WHi



# ***Dining Tables & Chairs***



**VIRAG**  
201-571NT DINING TABLE  
70 x 36 x 30"H

FINISH: Natural

MATERIALS: Solid Wood/Iron

- Rustic industrial style
- Classic, hand-crafted design makes each piece unique
- Solid acacia wood table top in a natural burnt finish; natural cracking can occur in live-edge pieces
- Sturdy A-line iron legs in a matte black finish
- Mix and match with a variety of dining chair styles



Inspire



Live-edge detailing



**ARHAN**  
201-580DG ROUND DINING TABLE  
47" Dia. x 30" H

FINISH: Distressed Grey/Black

MATERIALS: Solid Wood/Iron

- Classic, hand-crafted design makes each piece unique
- Thick solid mango wood table top with panel look
- Distressed grey finish emphasizes the fine wood grain
- Black iron table base with cross-legged design
- Mix and match with a variety of chair styles



WHi



**ARHAN**  
201-580NT ROUND DINING TABLE  
47" Dia. x 30" H

FINISH: Natural/Black

MATERIALS: Solid Wood/Iron

- Classic, hand-crafted design makes each piece unique
- Thick solid mango wood table top with panel look
- Rough natural finish emphasizes the fine wood grain
- Black iron table base with cross-legged design
- Mix and match with a variety of chair styles



WHi



**ZAX** Inspire

201-147DG RECTANGULAR DINING TABLE  
78 x 35.50 x 30"H

FINISH: Distressed Grey  
MATERIALS: Solid Wood/Metal

- Rustic modern styling
- 2" thick solid mango wood table top with panel look
- Rough grey finish emphasizes the fine wood grain
- Cast iron table base and stretcher with a smooth black finish
- Mix and match with a variety of chair styles



**ZAX** Inspire

201-147NAT\_BK RECTANGULAR DINING TABLE  
78 x 35.50 x 30"H

FINISH: Natural/Black  
MATERIALS: Solid Wood/Metal

- Rustic modern styling
- 2" thick solid mango wood table top with panel look
- Rough natural finish emphasizes the fine wood grain
- Cast iron table base and stretcher with a smooth black finish
- Mix and match with a variety of chair styles



**KRISH** WHi

201-381DSH RECTANGULAR DINING TABLE  
69.75 x 36 x 30"H

FINISH: Dark Sheesham  
MATERIALS: Solid Wood

- Classic, hand-crafted design makes each piece unique
- Simple, clean-lined design
- Thick solid wood table top
- Eco-friendly solid wood materials sourced from sustainable plantations
- Mix and match with a variety of chair styles



**ASHLAND** **WHILE QUANTITIES LAST** WHi

201-311GY RECTANGULAR DINING TABLE  
60 x 38 x 30"H

FINISH: Grey  
MATERIALS: MDF/Solid Wood

- Rustic modern styling
- Double bevelled edge table top and A-line legs
- Solid rubberwood legs in a grey finish
- Mindy wood veneer in a grey finish
- Mix and match with a variety of chair styles





## DRAKE

201-219WAL RECTANGULAR DINING TABLE  
70.75 x 39.50 x 30"H

FINISH: Walnut

MATERIALS: MDF/Metal

- Contemporary design
- Reverse bevel table top and geometric base
- Walnut PVC veneer with visible wood grain detail
- Brushed stainless steel legs
- Versatile styling allows for an easy match with any chair design



!nspire



## VENETA

201-931 RECTANGULAR DINING TABLE  
71 x 39.50 x 30"H

FINISH: Walnut

MATERIALS: MDF/Metal/Glass

- Contemporary styling
- Wood base with walnut finished PVC veneer
- Brushed stainless steel base support and accents
- Clear, tempered, 12mm thick glass table top
- Mix and match with a variety of chair styles



!nspire



## ECLIPSE

201-860OK DINING TABLE w/EXTENSION  
63(+23.50) x 35.50 x 30"H

FINISH: Washed Oak

MATERIALS: Select Solids & Veneers

- Contemporary design
- 2" thick table top and double prism pedestal base
- Self-storing butterfly extension table
- Washed oak PVC veneer with visible wood grain detail
- Versatile styling allows for an easy match with any chair design



!nspire



## ECLIPSE

201-860BK DINING TABLE w/EXTENSION  
63(+23.50) x 35.50 x 30"H

FINISH: Black

MATERIALS: Select Solids & Veneers

- Contemporary design
- 2" thick table top and double prism pedestal base
- Self-storing butterfly extension table
- Black PVC veneer with visible wood grain detail
- Versatile styling allows for an easy match with any chair design



!nspire



!nspire

**EMERY**

201-294RND-WT ROUND DINING TABLE  
39.50" Dia. x 30"H

FINISH: White

MATERIALS: MDF/Metal

- Contemporary style
- 1-inch thick reverse bevelled table top
- MDF table top with paper veneer
- Matte black metal legs with brushed gold-dipped accent
- Mix and match with a variety of chair styles



!nspire

**EMERY**

201-294REC-WT RECTANGULAR DINING TABLE  
63 x 35.50 x 30"H

FINISH: White

MATERIALS: MDF/Metal

- Contemporary style
- 1-inch thick reverse bevelled table top
- MDF table top with paper veneer
- Matte black metal legs with brushed gold-dipped accent
- Mix and match with a variety of chair styles



Easy one-handed mechanism



!nspire

**GAVIN**

201-360BK DINING TABLE w/EXTENSION  
63(+15.75) x 35.50 x 30"H

FINISH: Black

MATERIALS: Glass/Metal/MDF

- Contemporary extension dining table
- Easy to use, one-handed extension mechanism
- MDF and marbled-look glass table top
- Metal legs in a matte black finish
- Mix and match with a variety of chair styles



!nspire

**NAPOLI**

201-545GY RECTANGULAR DINING TABLE  
63 x 35.50 x 30"H

FINISH: Grey

MATERIALS: Faux Marble/Stainless Steel

- Modern dining table
- 1-1/2" thick reverse bevel table top
- Handcrafted paper veneer with a faux marble finish
- Geometric posts with a grey painted finish
- MDF base wrapped in stainless steel





**PASCAL** **DISCONTINUED**

201-548GY DINING TABLE w/DRAWERS  
59.75 x 34.50 x 30"H

FINISH: Grey

MATERIALS: Faux Marble/Solid Wood

- Clean, modern design
- Faux marble paper veneer on MDF table top with beveled edge
- Functional drawers on either end of table with black metal hardware
- Solid rubberwood legs in a dark grey finish
- Mix and match with a variety of chair styles



!nspire



**STARK**

201-535WAL RECTANGULAR DINING TABLE  
71 x 35.50 x 30"H

FINISH: Walnut

MATERIALS: Metal/Glass

- Contemporary styling with fun, geometric design
- 10mm, tempered clear glass table top
- Metal legs with heat-transferred, walnut finish
- Brushed stainless steel glass holders
- Mix and match with a variety of chair styles



WHi



**STARK**

201-535BK RECTANGULAR DINING TABLE  
71 x 35.50 x 30"H


FINISH: Black

MATERIALS: Metal/Glass

- Contemporary styling with fun, geometric design
- 10mm, tempered clear glass table top
- Metal legs with matte black finish
- Brushed stainless steel glass holders
- Mix and match with a variety of chair styles



WHi



**STARK**

201-535GL RECTANGULAR DINING TABLE  
71 x 35.50 x 30"H

FINISH: Gold

MATERIALS: Metal/Glass

- Contemporary styling with fun, geometric design
- 10mm, tempered clear glass table top
- Metal legs with brushed gold finish
- Brushed stainless steel glass holders
- Mix and match with a variety of chair styles



WHi



### CARMILLA

201-353GD ROUND DINING TABLE  
40" Dia. x 29"H

FINISH: Gold  
MATERIALS: Metal/Glass

- Fun, contemporary design
- 10mm clear, tempered glass top with brushed stainless steel accent
- Metal legs with a brushed gold finish
- Crossover design provides sturdy support
- Mix and match with a variety of chair styles



!nspire



### ROCCA

201-264-40 ROUND DINING TABLE  
40" Dia. x 29"H

FINISH: Walnut  
MATERIALS: Metal/Glass

- Fun, contemporary design
- 10mm clear, tempered glass top with brushed stainless steel accent
- Metal legs with heat-transferred, walnut finish
- Crossover design provides sturdy support
- Mix and match with a variety of chair styles



WHi



### SUZETTE

201-476-40 ROUND DINING TABLE  
40" Dia. x 29"H

FINISH: Black  
MATERIALS: Metal/Glass

- Fun, contemporary design
- 10mm clear, tempered glass top with brushed stainless steel accent
- Metal legs with a matte black finish
- Crossover design provides sturdy support
- Mix and match with a variety of chair styles



WHi



### SOLARA II

201-160-40 ROUND DINING TABLE  
40" Dia. x 29"H

FINISH: Chrome  
MATERIALS: Metal/Glass

- Fun, contemporary design
- 10mm clear, tempered glass top with brushed stainless steel accent
- Metal legs with a shiny chrome finish
- Crossover design provides sturdy support
- Mix and match with a variety of chair styles



WHi





**EROS** !nspire

201-482CH RECTANGULAR DINING TABLE  
71 x 35.50 x 29.5"H

FINISH: Silver  
MATERIALS: Metal/Glass

- Contemporary design
- 12mm, clear tempered glass
- Modern geometric lattice on table sides
- Polished silver finish on stainless steel frame
- Mix and match with a variety of chair styles



**EROS** !nspire

201-482GL RECTANGULAR DINING TABLE  
71 x 35.50 x 29.50"H

FINISH: Gold  
MATERIALS: Metal/Glass

- Contemporary design
- 12mm, clear tempered glass
- Modern geometric lattice on table sides
- Polished gold finish on stainless steel frame
- Mix and match with a variety of chair styles



**LORENZO** !nspire

201-521CH RECTANGULAR DINING TABLE  
71 x 35.50 x 29.5"H

FINISH: Silver  
MATERIALS: Metal/Glass

- Contemporary design
- 12mm, clear tempered glass
- Modern geometric X-pattern on table sides
- Polished silver finish on stainless steel frame
- Mix and match with a variety of chair styles



**FRANKFURT** WHi

201-165 RECTANGULAR DINING TABLE  
55 x 35.50 x 30"H

FINISH: Stainless Steel  
MATERIALS: MDF/Metal/Glass

- Compact design perfect for smaller spaces
- Sleek contemporary table
- Stainless steel-wrapped wood legs
- Tempered, 10mm clear glass table top
- Versatile styling allows for an easy match with any chair design





### FRANCO

201-454BK RECTANGULAR DINING TABLE  
55 x 31.50 x 29.50"H

FINISH: Black

MATERIALS: Metal/Glass

- Compact design perfect for smaller spaces
- 8mm clear, tempered glass top
- Black metal legs
- Brushed stainless steel glass holders
- Mix and match with a variety of chair styles



WHi



### FRANCO

201-454WAL RECTANGULAR DINING TABLE  
55 x 31.50 x 29.50"H

FINISH: Walnut

MATERIALS: Metal/Glass

- Compact design perfect for smaller spaces
- 8mm clear, tempered glass top
- Metal legs with heat-transferred, walnut finish
- Brushed stainless steel glass holders
- Mix and match with a variety of chair styles



WHi



### ABBOT

201-453BK RECTANGULAR DINING TABLE  
47.25 x 27.50 x 29.50"H

FINISH: Black

MATERIALS: Metal/Glass

- Compact design perfect for smaller spaces
- 8mm clear, tempered glass top
- Black metal legs
- Brushed stainless steel glass holders
- Mix and match with a variety of chair styles



WHi



### ABBOT

201-453WAL RECTANGULAR DINING TABLE  
47.25 x 27.50 x 29.50"H

FINISH: Walnut

MATERIALS: Metal/Glass

- Compact design perfect for smaller spaces
- 8mm clear, tempered glass top
- Metal legs with heat-transferred, walnut finish
- Brushed stainless steel glass holders
- Mix and match with a variety of chair styles



WHi



### CONTRA

201-843BK RECTANGULAR DINING TABLE  
55 x 31.50 x 29.50"H

FINISH: Black

MATERIALS: Metal/Glass

- Contemporary styling
- Black, 8mm tempered glass top
- Black powder-coated metal table top frame
- Black powder-coated metal legs
- Mix and match with a variety of chair styles



WHi



### VESPA

201-577BK RECTANGULAR DINING TABLE  
55 x 35.50 x 30"H

FINISH: Black

MATERIALS: MDF/Metal/Glass

- Compact design perfect for smaller spaces
- Sleek contemporary table
- Stainless steel-wrapped wood legs with a matte black finish
- Tempered, 10mm clear glass table top
- Versatile styling allows for an easy match with any chair design



WHi



*Find the perfect chair to complete your set*



**AKIRA NEW**

202-673BLK SIDE CHAIR, SET OF 2  
22 x 20 x 31.50"H

FINISH: Black/Aged Gold  
MATERIALS: Velvet/Metal

- Contemporary styling
- Comfortable, curved wood seat frame with cushion and velvet upholstery
- Metal legs with an aged gold finish
- Versatile styling allows for an easy complement to any table
- Approximate weight capacity is 300 lbs; seat height is 18.75"



Inspire



**AKIRA NEW**

202-673BLU SIDE CHAIR, SET OF 2  
22 x 20 x 31.50"H

FINISH: Blue/Aged Gold  
MATERIALS: Velvet/Metal

- Contemporary styling
- Comfortable, curved wood seat frame with cushion and velvet upholstery
- Metal legs with an aged gold finish
- Versatile styling allows for an easy complement to any table
- Approximate weight capacity is 300 lbs; seat height is 18.75"



Inspire



**AKIRA NEW**

202-673GRY SIDE CHAIR, SET OF 2  
22 x 20 x 31.50"H

FINISH: Grey/Aged Gold  
MATERIALS: Velvet/Metal

- Contemporary styling
- Comfortable, curved wood seat frame with cushion and velvet upholstery
- Metal legs with an aged gold finish
- Versatile styling allows for an easy complement to any table
- Approximate weight capacity is 300 lbs; seat height is 18.75"



Inspire





**AXEL NEW**

202-674BLU SIDE CHAIR, SET OF 2  
22 x 21 x 30.75"H

FINISH: Blue/Black

MATERIALS: Fabric/Metal

- Modern dining or accent chair
- Double cushion design with fabric upholstery
- Metal legs with a matte black finish
- Firm polyester foam cushion
- Approximate weight capacity is 250 lbs; seat height is 19.75"



Inspire



**AXEL NEW**

202-674GRY SIDE CHAIR, SET OF 2  
22 x 21 x 30.75"H

FINISH: Grey/Black

MATERIALS: Fabric/Metal

- Modern dining or accent chair
- Double cushion design with fabric upholstery
- Metal legs with a matte black finish
- Firm polyester foam cushion
- Approximate weight capacity is 250 lbs; seat height is 19.75"



Inspire





**AXEL** **NEW**

202-674MUS SIDE CHAIR, SET OF 2  
22 x 21 x 30.75"H

FINISH: Mustard/Black  
MATERIALS: Fabric/Metal

- Modern dining or accent chair
- Double cushion design with fabric upholstery
- Metal legs with a matte black finish
- Firm polyester foam cushion
- Approximate weight capacity is 250 lbs; seat height is 19.75"



Inspire



**AXEL** **NEW**

202-674BEG SIDE CHAIR, SET OF 2  
22 x 21 x 30.75"H

FINISH: Beige/Black  
MATERIALS: Fabric/Metal

- Modern dining or accent chair
- Double cushion design with fabric upholstery
- Metal legs with a matte black finish
- Firm polyester foam cushion
- Approximate weight capacity is 250 lbs; seat height is 19.75"



Inspire





**CORA NEW**

202-182PULG SIDE CHAIR, SET OF 2  
22.75 x 18 x 35.75"H

FINISH: Light Grey/Walnut  
MATERIALS: Faux Leather/Metal

- Mid-century modern styling
- Comfortable, curved wood seat frame with cushion and faux leather upholstery
- Metal legs with heat-transferred, walnut finish
- Versatile styling allows for an easy compliment to any table
- Approximate weight capacity is 250 lbs; seat height is 19"



WHi



**CORA NEW**

202-182PUWT SIDE CHAIR, SET OF 2  
22.75 x 18 x 35.75"H

FINISH: White/Walnut  
MATERIALS: Faux Leather/Metal

- Mid-century modern styling
- Comfortable, curved wood seat frame with cushion and faux leather upholstery
- Metal legs with heat-transferred, walnut finish
- Versatile styling allows for an easy compliment to any table
- Approximate weight capacity is 250 lbs; seat height is 19"



WHi



**CORA NEW**

202-182PUBK SIDE CHAIR, SET OF 2  
22.75 x 18 x 35.75"H

FINISH: Black/Walnut  
MATERIALS: Faux Leather/Metal

- Mid-century modern styling
- Comfortable, curved wood seat frame with cushion and faux leather upholstery
- Metal legs with heat-transferred, walnut finish
- Versatile styling allows for an easy compliment to any table
- Approximate weight capacity is 250 lbs; seat height is 19"



WHi



**MIZAL NEW**

202-629IV SIDE CHAIR, SET OF 2  
24.50 x 23 x 37.50"H

FINISH: Ivory/Gold

MATERIALS: Velvet/Metal

- Modern dining or accent chair
- Velvet upholstery with button tufting and nail head detailing
- Stainless steel legs in a polished gold finish and gold ring accent on back
- Firm polyester foam cushion
- Approximate weight capacity is 250 lbs; seat height is 19.75"



inspire



**MIZAL NEW**

202-629NAV SIDE CHAIR, SET OF 2  
24.50 x 23 x 37.50"H

FINISH: Navy/Gold

MATERIALS: Velvet/Metal

- Modern dining or accent chair
- Velvet upholstery with button tufting and nail head detailing
- Stainless steel legs in a polished gold finish and gold ring accent on back
- Firm polyester foam cushion
- Approximate weight capacity is 250 lbs; seat height is 18"



inspire



**MIZAL NEW**

202-629BLK SIDE CHAIR, SET OF 2  
24.50 x 23 x 37.50"H

FINISH: Black/Gold

MATERIALS: Velvet/Metal

- Modern dining or accent chair
- Velvet upholstery with button tufting and nail head detailing
- Stainless steel legs in a polished gold finish and gold ring accent on back
- Firm polyester foam cushion
- Approximate weight capacity is 250 lbs; seat height is 18"



inspire



**MIZAL NEW**

202-629GRY SIDE CHAIR, SET OF 2  
24.50 x 23 x 37.50"H

FINISH: Grey/Gold

MATERIALS: Velvet/Metal

- Modern dining or accent chair
- Velvet upholstery with button tufting and nail head detailing
- Stainless steel legs in a polished gold finish and gold ring accent on back
- Firm polyester foam cushion
- Approximate weight capacity is 250 lbs; seat height is 18"



inspire





**ORCHID** **NEW**

202-651BK\_GL SIDE CHAIR, SET OF 2

19 x 17.75 x 31.75"H

FINISH: Black/Aged Gold

MATERIALS: Velvet/Metal

- Modern velvet and metal dining chair
- Velvet upholstery with vertical stitching detail
- Metal legs with an aged gold finish
- Firm polyester foam cushion
- Approximate weight capacity is 250 lbs; seat height is 18"

inspire



**ORCHID** **NEW**

202-651GY\_CH SIDE CHAIR, SET OF 2

19 x 17.75 x 31.75"H

FINISH: Grey/Chrome

MATERIALS: Velvet/Metal

- Modern velvet and metal dining chair
- Velvet upholstery with vertical stitching detail
- Metal legs with a shiny chrome finish
- Firm polyester foam cushion
- Approximate weight capacity is 250 lbs; seat height is 18"

inspire





## AZUL

202-600BK\_GL SIDE CHAIR, SET OF 2  
21 x 23 x 40"H

FINISH: Black/Gold

MATERIALS: Velvet/Metal

- Contemporary dining or accent chair
- Plush velvet upholstery with button-tufted back
- Polished gold studs, chair ring and chair legs
- Seat is box frame with web and spring construction and topped with medium-firm polyester cushion
- Approximate weight capacity is 300 lbs; seat height is 19.75"



Inspire



## AZUL

202-600GY\_CH SIDE CHAIR, SET OF 2  
21 x 23 x 40"H

FINISH: Grey/Silver

MATERIALS: Velvet/Metal

- Contemporary dining or accent chair
- Plush velvet upholstery with button-tufted back
- Polished silver studs, chair ring and chair legs
- Seat is box frame with web and spring construction and topped with medium-firm polyester cushion
- Approximate weight capacity is 300 lbs; seat height is 19.75"



Inspire



## XANDER

202-620LG SIDE CHAIR, SET OF 2  
20.50 x 24.50 x 30.75"H

FINISH: Light Grey

MATERIALS: Faux Leather/Metal

- Modern dining chair with faux leather upholstery
- Diamond-patterned stitching detail on seat and back
- Black metal legs with gold-dipped detail
- Firm polyester foam cushion
- Approximate weight capacity is 300 lbs; seat height is 18.5"



Inspire



## XANDER

202-620WT SIDE CHAIR, SET OF 2  
20.50 x 24.50 x 30.75"H

FINISH: White

MATERIALS: Faux Leather/Metal

- Modern dining chair with faux leather upholstery
- Diamond-patterned stitching detail on seat and back
- Black metal legs with gold-dipped detail
- Firm polyester foam cushion
- Approximate weight capacity is 300 lbs; seat height is 18.5"



Inspire



!nspire

**XANDER**

202-620BK SIDE CHAIR, SET OF 2  
20.50 x 24.50 x 30.75"H

FINISH: Black

MATERIALS: Faux Leather/Metal

- Modern dining chair with faux leather upholstery
- Diamond-patterned stitching detail on seat and back
- Black metal legs with gold-dipped detail
- Firm polyester foam cushion
- Approximate weight capacity is 300 lbs; seat height is 18.5"



!nspire

**GABI**

202-293IV SIDE CHAIR, SET OF 2  
24 x 19.25 x 33"H

FINISH: Ivory

MATERIALS: Fabric/Metal

- Contemporary styling
- Curved seat with soft, velvet upholstery
- Black metal legs with gold-dipped detail
- Firm polyester foam cushion
- Approximate weight capacity is 250 lbs; seat height is 18.25"



!nspire

**GABI**

202-293BLU SIDE CHAIR, SET OF 2  
24 x 19.25 x 33"H

FINISH: Blue

MATERIALS: Fabric/Metal

- Contemporary styling
- Curved seat with soft, velvet upholstery
- Black metal legs with gold-dipped detail
- Firm polyester foam cushion
- Approximate weight capacity is 250 lbs; seat height is 18.25"



!nspire

**GABI**

202-293GY SIDE CHAIR, SET OF 2  
24 x 19.25 x 33"H

FINISH: Grey

MATERIALS: Fabric/Metal

- Contemporary styling
- Curved seat with soft, velvet upholstery
- Black metal legs with gold-dipped detail
- Firm polyester foam cushion
- Approximate weight capacity is 250 lbs; seat height is 18.25"





### ANTOINE

202-573BK SIDE CHAIR, SET OF 2  
17.75 x 22 x 36.75"H

FINISH: Black

MATERIALS: Faux Leather/Metal

- Contemporary design
- Comfortable, curved seat back with faux leather upholstery
- Metal legs with a brushed gold finish
- Firm polyester foam cushion
- Approximate weight capacity is 300 lbs; seat height is 20"



!nspire



### ANTOINE

202-573WT SIDE CHAIR, SET OF 2  
17.75 x 22 x 36.75"H

FINISH: White

MATERIALS: Faux Leather/Metal

- Contemporary design
- Comfortable, curved seat back with faux leather upholstery
- Metal legs with a brushed gold finish
- Firm polyester foam cushion
- Approximate weight capacity is 300 lbs; seat height is 20"



!nspire



### ANTOINE

202-573LG SIDE CHAIR, SET OF 2  
17.75 x 22 x 36.75"H

FINISH: Light Grey

MATERIALS: Faux Leather/Metal

- Contemporary design
- Comfortable, curved seat back with faux leather upholstery
- Metal legs with a brushed gold finish
- Firm polyester foam cushion
- Approximate weight capacity is 300 lbs; seat height is 20"



!nspire



### CARMILLA

202-353BK SIDE CHAIR, SET OF 2  
22.75 x 18 x 35.75"H

FINISH: Black

MATERIALS: Velvet/Metal

- Mid-century modern styling
- Comfortable, curved wood seat frame with cushion and velvet upholstery
- Metal legs with a brushed gold finish
- Versatile styling allows for an easy complement to any table
- Approximate weight capacity is 250 lbs; seat height is 19"



!nspire



### CARMILLA

202-353BLU SIDE CHAIR, SET OF 2  
22.75 x 18 x 35.75"H

FINISH: Blue

MATERIALS: Velvet/Metal

- Mid-century modern styling
- Comfortable, curved wood seat frame with cushion and velvet upholstery
- Metal legs with a brushed gold finish
- Versatile styling allows for an easy complement to any table
- Approximate weight capacity is 250 lbs; seat height is 19"



!nspire



### CARMILLA

202-353GY SIDE CHAIR, SET OF 2  
22.75 x 18 x 35.75"H

FINISH: Grey

MATERIALS: Velvet/Metal

- Mid-century modern styling
- Comfortable, curved wood seat frame with cushion and velvet upholstery
- Metal legs with a brushed gold finish
- Versatile styling allows for an easy complement to any table
- Approximate weight capacity is 250 lbs; seat height is 19"



!nspire



!nspire

**MIA**  
202-247GY/DG SIDE CHAIR, SET OF 2  
19.75 x 22.50 x 34.25"H

FINISH: Dark Grey/Grey Leg  
MATERIALS: Fabric/Solid Wood

- Mid-century modern styling
- Sturdy metal chair frame, foam seat cushion, upholstered in dark grey fabric
- Solid rubberwood legs in a washed grey finish
- Mix and match with a variety of table styles
- Approximate weight capacity is 250 lbs; seat height is 18.5"



!nspire

**MIA**  
202-247WL/DG SIDE CHAIR, SET OF 2  
19.75 x 22.50 x 34.25"H

FINISH: Dark Grey/Walnut Leg  
MATERIALS: Fabric/Solid Wood

- Mid-century modern styling
- Sturdy metal chair frame, foam seat cushion, upholstered in dark grey fabric
- Solid rubberwood legs in a walnut finish
- Mix and match with a variety of table styles
- Approximate weight capacity is 250 lbs; seat height is 18.5"



!nspire

**MIA**  
202-247GY/LG SIDE CHAIR, SET OF 2  
19.75 x 22.50 x 34.25"H

FINISH: Light Grey/Grey Leg  
MATERIALS: Fabric/Solid Wood

- Mid-century modern styling
- Sturdy metal chair frame, foam seat cushion, upholstered in a light grey fabric
- Solid rubberwood legs in a washed grey finish
- Mix and match with a variety of table styles
- Approximate weight capacity is 250 lbs; seat height is 18.5"



!nspire

**MIA**  
202-247WL/LG SIDE CHAIR, SET OF 2  
19.75 x 22.50 x 34.25"H

FINISH: Light Grey/Walnut Leg  
MATERIALS: Fabric/Solid Wood

- Mid-century modern styling
- Sturdy metal chair frame, foam seat cushion, upholstered in a light grey fabric
- Solid rubberwood legs in a walnut finish
- Mix and match with a variety of table styles
- Approximate weight capacity is 250 lbs; seat height is 18.5"





### BIANCA

202-086BG/BK SIDE CHAIR, SET OF 2  
20.50 x 24.50 x 30.75"H

FINISH: Beige/Black Leg  
MATERIALS: Fabric/Metal

- Mid-century dining chair with fabric upholstery
- Diamond-patterned stitching detail on seat and back
- Metal legs with a textured, sandy black finish
- Firm polyester foam cushion
- Approximate weight capacity is 250 lbs; seat height is 18.5"

!nspire



### BIANCA

202-086BG/WAL SIDE CHAIR, SET OF 2  
20.50 x 24.50 x 30.75"H

FINISH: Beige/Walnut Leg  
MATERIALS: Fabric/Metal

- Mid-century dining chair with fabric upholstery
- Diamond-patterned stitching detail on seat and back
- Metal legs with heat-transferred, walnut finish
- Firm polyester foam cushion
- Approximate weight capacity is 250 lbs; seat height is 18.5"

!nspire



### BIANCA

202-086GY/BK SIDE CHAIR, SET OF 2  
20.50 x 24.50 x 30.75"H

FINISH: Grey/Black Leg  
MATERIALS: Fabric/Metal

- Mid-century dining chair with fabric upholstery
- Diamond-patterned stitching detail on seat and back
- Metal legs with a textured, sandy black finish
- Firm polyester foam cushion
- Approximate weight capacity is 250 lbs; seat height is 18.5"

!nspire



### BIANCA

202-086GY/WAL SIDE CHAIR, SET OF 2  
20.50 x 24.50 x 30.75"H

FINISH: Grey/Walnut Leg  
MATERIALS: Fabric/Metal

- Mid-century dining chair with fabric upholstery
- Diamond-patterned stitching detail on seat and back
- Metal legs with heat-transferred, walnut finish
- Firm polyester foam cushion
- Approximate weight capacity is 250 lbs; seat height is 18.5"

!nspire





**CORA**

202-182BG SIDE CHAIR, SET OF 2  
22.75 x 18 x 35.75"H

FINISH: Beige

MATERIALS: Fabric/Metal

- Mid-century modern styling
- Comfortable, curved wood seat frame with cushion and fabric upholstery
- Metal legs with heat-transferred, walnut finish
- Versatile styling allows for an easy compliment to any table
- Approximate weight capacity is 250 lbs; seat height is 19"



**CORA**

202-182GY SIDE CHAIR, SET OF 2  
22.75 x 18 x 35.75"H

FINISH: Grey

MATERIALS: Fabric/Metal

- Mid-century modern styling
- Comfortable, curved wood seat frame with cushion and fabric upholstery
- Metal legs with heat-transferred, walnut finish
- Versatile styling allows for an easy compliment to any table
- Approximate weight capacity is 250 lbs; seat height is 19"



**LYNA**

202-250BG SIDE CHAIR, SET OF 4  
21.50 x 17 x 34.25"H

FINISH: Beige

MATERIALS: Fabric/Metal

- Mid-century modern styling
- Comfortable, curved wood seat frame with cushion and fabric upholstery
- Metal legs with heat-transferred, walnut finish
- Versatile styling allows for an easy compliment to any table
- Approximate weight capacity is 250 lbs; seat height is 19"



**LYNA**

202-250GY SIDE CHAIR, SET OF 4  
21.50 x 17 x 34.25"H

FINISH: Grey

MATERIALS: Fabric/Metal

- Mid-century modern styling
- Comfortable, curved wood seat frame with cushion and fabric upholstery
- Metal legs with heat-transferred, walnut finish
- Versatile styling allows for an easy compliment to any table
- Approximate weight capacity is 250 lbs; seat height is 19"







### ASTER

202-615CH SIDE CHAIR, SET OF 2  
18.5 x 20.25 x 31.75"H

FINISH: Charcoal

MATERIALS: Wood/Linen

- Mid-Century modern chair with intricate faux cane on back
- Dark grey rubberwood with a weathered finish
- Charcoal linen upholstered seat cushion
- Firm polyester foam cushion
- Approximate weight capacity is 250 lbs; seat height is 19"



!nspire



### ASTER

202-615BG SIDE CHAIR, SET OF 2  
18.5 x 20.25 x 31.75"H

FINISH: Beige

MATERIALS: Wood/Linen

- Mid-Century modern chair with intricate faux cane on back
- Warm natural rubberwood with a weathered finish
- Beige linen upholstered seat cushion
- Firm polyester foam cushion
- Approximate weight capacity is 250 lbs; seat height is 19"



!nspire



### CLIVE

202-617BG SIDE CHAIR, SET OF 2  
18.5 x 21.75 x 32.5"H

FINISH: Beige

MATERIALS: Wood/Linen

- Mid-Century modern chair with intricate faux cane on back
- Warm natural rubberwood with a weathered finish
- Beige linen upholstered seat cushion
- Firm polyester foam cushion
- Approximate weight capacity is 250 lbs; seat height is 18.5"



!nspire



### CLIVE

202-617CH SIDE CHAIR, SET OF 2  
18.5 x 21.75 x 32.5"H

FINISH: Charcoal

MATERIALS: Wood/Linen

- Mid-Century modern chair with intricate faux cane on back
- Dark grey rubberwood with a weathered finish
- Charcoal linen upholstered seat cushion
- Firm polyester foam cushion
- Approximate weight capacity is 250 lbs; seat height is 18.5"



!nspire



### HUDSON

202-582GY FABRIC SIDE CHAIR  
20 x 23.50 x 31"H

FINISH: Grey Fabric

MATERIALS: Fabric/Wood

- Mid-century dining or accent chair
- Bentwood frame and solid wood legs in a walnut finish
- Fabric upholstered seat and chair back
- Firm polyester foam cushion
- Approximate weight capacity is 300 lbs; seat height is 17.75"

!nspire



### HUDSON

202-582PUBK FAUX LEATHER SIDE CHAIR  
20 x 23.50 x 31"H

FINISH: Black Faux Leather

MATERIALS: Faux Leather/Wood

- Mid-century dining or accent chair
- Bentwood frame and solid wood legs in a walnut finish
- Faux leather upholstered seat and chair back
- Firm polyester foam cushion
- Approximate weight capacity is 300 lbs; seat height is 17.75"

!nspire





### HUDSON

202-582PUWT FAUX LEATHER SIDE CHAIR  
20 x 23.50 x 31"H

FINISH: White Faux Leather

MATERIALS: Faux Leather/Wood

- Mid-century dining or accent chair
- Bentwood frame and solid wood legs in a walnut finish
- Faux leather upholstered seat and chair back
- Firm polyester foam cushion
- Approximate weight capacity is 300 lbs; seat height is 17.75"

!nspire



### ZUNI

202-581PUWT FAUX LEATHER SIDE CHAIR  
20 x 20 x 31"H

FINISH: White Faux Leather

MATERIALS: Faux Leather/Wood

- Mid-century dining or accent chair
- Bentwood frame and solid wood legs in a walnut finish
- Faux leather upholstered seat and chair back
- Firm polyester foam cushion
- Approximate weight capacity is 300 lbs; seat height is 18.25"

!nspire



### ZUNI

202-581GY FABRIC SIDE CHAIR  
20 x 20 x 31"H

FINISH: Grey Fabric

MATERIALS: Fabric/Wood

- Mid-century dining or accent chair
- Bentwood frame and solid wood legs in a walnut finish
- Fabric upholstered seat and chair back
- Firm polyester foam cushion
- Approximate weight capacity is 300 lbs; seat height is 18.25"

!nspire



### ZUNI

202-581PUBK FAUX LEATHER SIDE CHAIR  
20 x 20 x 31"H

FINISH: Black Faux Leather

MATERIALS: Faux Leather/Wood

- Mid-century dining or accent chair
- Bentwood frame and solid wood legs in a walnut finish
- Faux leather upholstered seat and chair back
- Firm polyester foam cushion
- Approximate weight capacity is 300 lbs; seat height is 18.25"

!nspire





**ODIN**  
403-618BG ACCENT/DINING CHAIR  
21 x 22.75 x 28.25"H

FINISH: Beige  
MATERIALS: Wood/Linen

- Mid-Century modern chair with intricate faux cane on back
- Warm natural rubberwood with a weathered finish
- Beige linen upholstered seat cushion
- Firm polyester foam cushion
- Approximate weight capacity is 250 lbs; seat height is 19"

!nspire



**ODIN**  
403-618CH ACCENT/DINING CHAIR  
21 x 22.75 x 28.25"H

FINISH: Charcoal  
MATERIALS: Wood/Linen

- Mid-Century modern chair with intricate faux cane on back
- Dark grey rubberwood with a weathered finish
- Charcoal linen upholstered seat cushion
- Firm polyester foam cushion
- Approximate weight capacity is 250 lbs; seat height is 19"

!nspire





**MINTO**

403-194BG ACCENT/DINING CHAIR  
24.50 x 24.50 x 30"H

FINISH: Beige Blend

MATERIALS: Fabric/Solid Wood

- Textured, multi-toned fabric with button-tufted back
- Removable seat cushion for easy cleaning
- Solid rubberwood legs in a walnut finish
- Medium-firm polyester foam cushion
- Approximate weight capacity is 300 lbs; seat height is 17.75"



WHi



**MINTO**

403-194GY ACCENT/DINING CHAIR  
24.50 x 24.50 x 30"H

FINISH: Grey Blend

MATERIALS: Fabric/Solid Wood

- Textured, multi-toned fabric with button-tufted back
- Removable seat cushion for easy cleaning
- Solid rubberwood legs in a walnut finish
- Medium-firm polyester foam cushion
- Approximate weight capacity is 300 lbs; seat height is 17.75"



WHi



**MINTO**

403-194BLU ACCENT/DINING CHAIR  
24.50 x 24.50 x 30"H

FINISH: Blue Blend

MATERIALS: Fabric/Solid Wood

- Textured, multi-toned fabric with button-tufted back
- Removable seat cushion for easy cleaning
- Solid rubberwood legs in a walnut finish
- Medium-firm polyester foam cushion
- Approximate weight capacity is 300 lbs; seat height is 17.75"



WHi



!nspire

**HOLT**  
403-981CH ACCENT/DINING CHAIR  
24.50 x 21 x 29"H

FINISH: Charcoal  
MATERIALS: Fabric/Bentwood

- Mid-century modern accent or dining chair
- Curved bentwood frame and legs in a walnut finish
- Charcoal fabric back and seat cushion with piping detail
- Firm polyester foam cushion
- Approximate weight capacity is 300 lbs; seat height is 17.5"



!nspire

**HOLT**  
403-981GY ACCENT/DINING CHAIR  
24.50 x 21 x 29"H

FINISH: Grey  
MATERIALS: Fabric/Bentwood

- Mid-century modern accent or dining chair
- Curved bentwood frame and legs in a walnut finish
- Grey fabric back and seat cushion with piping detail
- Firm polyester foam cushion
- Approximate weight capacity is 300 lbs; seat height is 17.5"



!nspire

**HOLT** **DISCONTINUED**  
403-981VLG ACCENT/DINING CHAIR  
24.50 x 21 x 29"H

FINISH: Grey  
MATERIALS: Velvet/Bentwood

- Mid-century modern accent or dining chair
- Curved bentwood frame and legs in a grey finish
- Velvet grey back and seat cushion with piping detail
- Firm polyester foam cushion
- Approximate weight capacity is 300 lbs; seat height is 17.5"





### MIRANDA

403-405BL ACCENT/DINING CHAIR  
28 x 26 x 34.75"H

FINISH: Blue

MATERIALS: Velvet/Metal

- Mid-century modern chair with cut-out design on back
- High sheen, luxurious velvet upholstery
- Metal legs with heat-transferred, walnut finish
- Firm polyester foam cushion
- Approximate weight capacity is 300 lbs; seat height is 19"



WHi



### MIRANDA

403-405GN ACCENT/DINING CHAIR  
28 x 26 x 34.75"H

FINISH: Green

MATERIALS: Velvet/Metal

- Mid-century modern chair with cut-out design on back
- High sheen, luxurious velvet upholstery
- Metal legs with heat-transferred, walnut finish
- Firm polyester foam cushion
- Approximate weight capacity is 300 lbs; seat height is 19"



WHi



### MIRANDA

403-405GY ACCENT/DINING CHAIR  
28 x 26 x 34.75"H

FINISH: Grey

MATERIALS: Velvet/Metal

- Mid-century modern chair with cut-out design on back
- High sheen, luxurious velvet upholstery
- Metal legs with heat-transferred, walnut finish
- Firm polyester foam cushion
- Approximate weight capacity is 300 lbs; seat height is 19"



WHi





**RIZZO** **WHILE QUANTITIES LAST** **Inspire**

202-080PUBK FAUX LEATHER SIDE CHAIR, SET OF 2  
21 x 23 x 40"H

FINISH: Black

MATERIALS:

- Modern, button-tufted side chair
- Faux leather upholstery with firm polyester foam seat cushion
- Chrome nail head details and chair ring on back
- Solid rubberwood legs in a coffee finish
- Approximate weight capacity is 250 lbs; seat height is 19.75"



**RIZZO** **WHILE QUANTITIES LAST** **Inspire**

202-080PUWT FAUX LEATHER SIDE CHAIR, SET OF 2  
21 x 23 x 40"H

FINISH: White

MATERIALS:

- Modern, button-tufted side chair
- Faux leather upholstery with firm polyester foam seat cushion
- Chrome nail head details and chair ring on back
- Solid rubberwood legs in a coffee finish
- Approximate weight capacity is 250 lbs; seat height is 19.75"







**RIZZO**

202-080BK VELVET SIDE CHAIR, SET OF 2  
21 x 23 x 40"H

FINISH: Black

MATERIALS: Velvet/Solid Wood

- Modern, button-tufted side chair
- Black velvet upholstery with firm polyester foam seat cushion
- Chrome nail head details and chair ring on back
- Solid rubberwood legs in a coffee finish
- Approximate weight capacity is 250 lbs; seat height is 19.75"



!nspire



**RIZZO**

202-080IV VELVET SIDE CHAIR, SET OF 2  
21 x 23 x 40"H

FINISH: Ivory

MATERIALS: Velvet/Solid Wood

- Modern, button-tufted side chair
- Ivory velvet upholstery with firm polyester foam seat cushion
- Chrome nail head details and chair ring on back
- Solid rubberwood legs in a coffee finish
- Approximate weight capacity is 250 lbs; seat height is 19.75"



!nspire



**RIZZO**

202-080GY VELVET SIDE CHAIR, SET OF 2  
21 x 23 x 40"H

FINISH: Grey

MATERIALS: Velvet/Solid Wood

- Modern, button-tufted side chair
- Grey velvet upholstery with firm polyester foam seat cushion
- Chrome nail head details and chair ring on back
- Solid rubberwood legs in a coffee finish
- Approximate weight capacity is 250 lbs; seat height is 19.75"



!nspire



!nspire

**LUCIAN**

202-157BG SIDE CHAIR, SET OF 2  
21.50 x 27.50 x 42"H

FINISH: Beige

MATERIALS: Fabric/Solid Wood

- Transitional style chair with plush button tufting and piping detail on seat back
- Box seat construction
- Solid Asian oak legs in a washed grey finish
- Mix and match with a variety of table styles
- Approximate weight capacity is 250 lbs; seat height is 20"



!nspire

**LUCIAN**

202-157GY SIDE CHAIR, SET OF 2  
21.50 x 27.50 x 42"H

FINISH: Grey

MATERIALS: Fabric/Solid Wood

- Transitional style chair with plush button tufting and piping detail on seat back
- Box seat construction
- Solid Asian oak legs in a washed grey finish
- Mix and match with a variety of table styles
- Approximate weight capacity is 250 lbs; seat height is 20"



!nspire

**MELIA**

202-968BG SIDE CHAIR, SET OF 2  
19 x 28 x 39.50"H

FINISH: Beige

MATERIALS: Fabric/Solid Wood

- Elegant, comfortable design
- Plush spring and foam seat
- Textured upholstery with button tufted seat back
- Solid Asian oak legs in a vintage oak finish
- Approximate weight capacity is 250 lbs; seat height is 19.25"



!nspire

**MELIA**

202-968GY SIDE CHAIR, SET OF 2  
19 x 28 x 39.50"H

FINISH: Grey

MATERIALS: Fabric/Solid Wood

- Elegant, comfortable design
- Plush spring and foam seat
- Textured upholstery with button tufted seat back
- Solid Asian oak legs in a vintage oak finish
- Approximate weight capacity is 250 lbs; seat height is 19.25"





**SILVANO**

202-429BL SIDE CHAIR, SET OF 2  
18.25 x 24 x 35"H

FINISH: Vintage Blue

MATERIALS: Faux Leather/Metal

- Mid-century modern styling
- Vintage faux leather upholstery with piping details
- Black metal legs with chrome-finished accent
- Medium-firm polyester foam cushion
- Approximate weight capacity is 300 lbs; seat height is 19"



!nspire



**SILVANO**

202-429GY SIDE CHAIR, SET OF 2  
18.25 x 24 x 35"H

FINISH: Vintage Grey

MATERIALS: Faux Leather/Metal

- Mid-century modern styling
- Vintage faux leather upholstery with piping details
- Black metal legs with chrome-finished accent
- Medium-firm polyester foam cushion
- Approximate weight capacity is 300 lbs; seat height is 19"



!nspire



**SILVANO**

202-429LT SIDE CHAIR, SET OF 2  
18.25 x 24 x 35"H

FINISH: Vintage Light Grey

MATERIALS: Faux Leather/Metal

- Mid-century modern styling
- Vintage faux leather upholstery with piping details
- Black metal legs with chrome-finished accent
- Medium-firm polyester foam cushion
- Approximate weight capacity is 300 lbs; seat height is 19"



!nspire



## HOLLIS

202-614BLK SIDE CHAIR, SET OF 2  
24.50 x 23 x 37.50"H

FINISH: Black

MATERIALS: Velvet/Metal

- Modern dining or accent chair
- Velvet upholstery with button tufting
- Stainless steel legs in a chrome finish and chrome ring accent on back
- Firm polyester foam cushion
- Approximate weight capacity is 250 lbs; seat height is 18"



!nspire



## HOLLIS

202-614IV SIDE CHAIR, SET OF 2  
24.50 x 23 x 37.50"H

FINISH: Ivory

MATERIALS: Velvet/Metal

- Modern dining or accent chair
- Velvet upholstery with button tufting
- Stainless steel legs in a chrome finish and chrome ring accent on back
- Firm polyester foam cushion
- Approximate weight capacity is 250 lbs; seat height is 19.75"



!nspire



## HOLLIS

202-614NAV SIDE CHAIR, SET OF 2  
24.50 x 23 x 37.50"H

FINISH: Navy

MATERIALS: Velvet/Metal

- Modern dining or accent chair
- Velvet upholstery with button tufting
- Stainless steel legs in a chrome finish and chrome ring accent on back
- Firm polyester foam cushion
- Approximate weight capacity is 250 lbs; seat height is 18"



!nspire



## HOLLIS

202-614GRY SIDE CHAIR, SET OF 2  
24.50 x 23 x 37.50"H

FINISH: Grey

MATERIALS: Velvet/Metal

- Modern dining or accent chair
- Velvet upholstery with button tufting
- Stainless steel legs in a chrome finish and chrome ring accent on back
- Firm polyester foam cushion
- Approximate weight capacity is 250 lbs; seat height is 18"



!nspire



**CHLOE**  
202-552BG SIDE CHAIR, SET OF 2  
19 x 36.50 x 39.5"H

FINISH: Beige  
MATERIALS: Velvet/Stainless Steel

- Velvet upholstered dining chair with rolled back design
- Diamond-patterned stitching with button tufting detail
- Solid wood legs with a stainless steel wrap
- Medium-firm polyester foam cushion
- Approximate weight capacity is 250 lbs; seat height is 19.25"

!nspire



**CHLOE**  
202-552GY SIDE CHAIR, SET OF 2  
19 x 36.50 x 39.5"H

FINISH: Grey  
MATERIALS: Velvet/Stainless Steel

- Velvet upholstered dining chair with rolled back design
- Diamond-patterned stitching with button tufting detail
- Solid wood legs with a stainless steel wrap
- Medium-firm polyester foam cushion
- Approximate weight capacity is 250 lbs; seat height is 19.25"

!nspire





**MAXIM**

202-489BK SIDE CHAIR, SET OF 2  
22.75 x 16.25 x 38"H

FINISH: Black

MATERIALS: Faux Leather/Metal

- Contemporary styling
- C-shaped base creates comfortable flex in chair back
- Solidly welded metal frame construction in a chrome finish
- Mix and match with a variety of table styles
- Approximate weight capacity is 300 lbs; seat height is 19"



WHi



**MAXIM**

202-489GY SIDE CHAIR, SET OF 2  
22.75 x 16.25 x 38"H

FINISH: Grey

MATERIALS: Faux Leather/Metal

- Contemporary styling
- C-shaped base creates comfortable flex in chair back
- Solidly welded metal frame construction in a chrome finish
- Mix and match with a variety of table styles
- Approximate weight capacity is 300 lbs; seat height is 19"



WHi



**MAXIM**

202-489WT SIDE CHAIR, SET OF 2  
22.75 x 16.25 x 38"H

FINISH: White

MATERIALS: Faux Leather/Metal

- Contemporary styling
- C-shaped base creates comfortable flex in chair back
- Solidly welded metal frame construction in a chrome finish
- Mix and match with a variety of table styles
- Approximate weight capacity is 300 lbs; seat height is 19"



WHi



!nspire

**CASSIDY**

202-330BK SIDE CHAIR, SET OF 2  
21.75 x 19.75 x 32.75"H

FINISH: Black

MATERIALS: Velvet/Metal

- Mid-century modern styling
- Rich, velvet upholstery
- A-line metal legs in a chrome finish
- Medium-firm polyester foam cushion
- Approximate weight capacity is 300 lbs; seat height is 18.5"



!nspire

**CASSIDY**

202-330BLV SIDE CHAIR, SET OF 2  
21.75 x 19.75 x 32.75"H

FINISH: Blue

MATERIALS: Velvet/Metal

- Mid-century modern styling
- Rich, velvet upholstery
- A-line metal legs in a chrome finish
- Medium-firm polyester foam cushion
- Approximate weight capacity is 300 lbs; seat height is 18.5"



!nspire

**CASSIDY**

202-330VLG SIDE CHAIR, SET OF 2  
21.75 x 19.75 x 32.75"H

FINISH: Grey

MATERIALS: Velvet/Metal

- Mid-century modern styling
- Rich, velvet upholstery
- A-line metal legs in a chrome finish
- Medium-firm polyester foam cushion
- Approximate weight capacity is 300 lbs; seat height is 18.5"



!nspire

**CASSIDY**

202-330IV SIDE CHAIR, SET OF 2  
21.75 x 19.75 x 32.75"H

FINISH: Ivory

MATERIALS: Faux Leather/Metal

- Mid-century modern styling
- Faux leather upholstery
- A-line metal legs in a chrome finish
- Medium-firm polyester foam cushion
- Approximate weight capacity is 300 lbs; seat height is 18.5"





**DEVO**

202-087BK SIDE CHAIR, SET OF 2  
17.75 x 22 x 36.75"H

FINISH: Black

MATERIALS: Faux Leather/Metal

- Mid-century modern styling
- Comfortable, curved wood seat frame with cushion and faux leather upholstery
- Metal legs with a shiny chrome finish
- Versatile styling allows for an easy compliment to any table
- Approximate weight capacity is 250 lbs; seat height is 19"



!nspire



**DEVO**

202-087GY SIDE CHAIR, SET OF 2  
17.75 x 22 x 36.75"H

FINISH: Light Grey

MATERIALS: Faux Leather/Metal

- Mid-century modern styling
- Comfortable, curved wood seat frame with cushion and faux leather upholstery
- Metal legs with a shiny chrome finish
- Versatile styling allows for an easy compliment to any table
- Approximate weight capacity is 250 lbs; seat height is 19"



!nspire



**DEVO**

202-087WT SIDE CHAIR, SET OF 2  
17.75 x 22 x 36.75"H

FINISH: White

MATERIALS: Faux Leather/Metal

- Mid-century modern styling
- Comfortable, curved wood seat frame with cushion and faux leather upholstery
- Metal legs with a shiny chrome finish
- Versatile styling allows for an easy compliment to any table
- Approximate weight capacity is 250 lbs; seat height is 19"



!nspire





**MARLO** **DISCONTINUED**

!nspire

202-110BK SIDE CHAIR, SET OF 2  
18.50 x 24.50 x 34"H

FINISH: Black  
MATERIALS: Velvet/Metal

- Contemporary styling
- Velvet upholstered seat with diamond tufting and piping detail
- A-line metal legs with a chrome finish
- Firm polyester foam cushion
- Approximate weight capacity is 300 lbs; seat height is 19.25"



**MARLO** **DISCONTINUED**

!nspire

202-110GY SIDE CHAIR, SET OF 2  
18.50 x 24.50 x 34"H

FINISH: Grey  
MATERIALS: Velvet/Metal

- Contemporary styling
- Velvet upholstered seat with diamond tufting and piping detail
- A-line metal legs with a chrome finish
- Firm polyester foam cushion
- Approximate weight capacity is 300 lbs; seat height is 19.25"



**SOLARA II** **WHILE QUANTITIES LAST**

WHi

202-160BK SIDE CHAIR, SET OF 4  
17.50 x 19.50 x 36.50"H

FINISH: Black  
MATERIALS: Faux Leather/Metal

- Contemporary styling
- Square stitching detail on chair seat and back
- Sturdy chromed metal frame
- Mix and match with a variety of table styles
- Approximate weight capacity is 250 lbs; seat height is 18.5"



**SOLARA II** **WHILE QUANTITIES LAST**

WHi

202-160WT SIDE CHAIR, SET OF 4  
17.50 x 19.50 x 36.50"H

FINISH: White  
MATERIALS: Faux Leather/Metal

- Contemporary styling
- Square stitching detail on chair seat and back
- Sturdy chromed metal frame
- Mix and match with a variety of table styles
- Approximate weight capacity is 250 lbs; seat height is 18.5"





**VENICE**

202-536BEG SIDE CHAIR, SET OF 2  
17.75 x 22 x 36.75"H

FINISH: Beige

MATERIALS: Fabric/Metal

- Mid-century modern styling
- Comfortable, curved wood seat frame with cushion and fabric upholstery
- Metal legs with a matte black finish
- Versatile styling allows for an easy compliment to any table
- Approximate weight capacity is 250 lbs; seat height is 19"



**VENICE**

202-536BLU SIDE CHAIR, SET OF 2  
17.75 x 22 x 36.75"H

FINISH: Blue

MATERIALS: Fabric/Metal

- Mid-century modern styling
- Comfortable, curved wood seat frame with cushion and fabric upholstery
- Metal legs with a matte black finish
- Versatile styling allows for an easy compliment to any table
- Approximate weight capacity is 250 lbs; seat height is 19"



**VENICE**

202-536GRY SIDE CHAIR, SET OF 2  
17.75 x 22 x 36.75"H

FINISH: Grey

MATERIALS: Fabric/Metal

- Mid-century modern styling
- Comfortable, curved wood seat frame with cushion and fabric upholstery
- Metal legs with a matte black finish
- Versatile styling allows for an easy compliment to any table
- Approximate weight capacity is 250 lbs; seat height is 19"



**VENICE**

202-536MUS SIDE CHAIR, SET OF 2  
17.75 x 22 x 36.75"H

FINISH: Mustard

MATERIALS: Fabric/Metal

- Mid-century modern styling
- Comfortable, curved wood seat frame with cushion and fabric upholstery
- Metal legs with a matte black finish
- Versatile styling allows for an easy compliment to any table
- Approximate weight capacity is 250 lbs; seat height is 19"





**SUZETTE**

202-476BLU SIDE CHAIR, SET OF 2  
18.75 x 23.25 x 32"H

FINISH: Blue

MATERIALS: Velvet/Metal

- Mid-century modern styling
- Soft velvet upholstery with square tufting
- Metal legs with a matte black finish
- Firm polyester foam cushion
- Approximate weight capacity is 250 lbs; seat height is 19"

!nspire



**SUZETTE**

202-476GRY SIDE CHAIR, SET OF 2  
18.75 x 23.25 x 32"H

FINISH: Grey

MATERIALS: Velvet/Metal

- Mid-century modern styling
- Soft velvet upholstery with square tufting
- Metal legs with a matte black finish
- Firm polyester foam cushion
- Approximate weight capacity is 250 lbs; seat height is 19"

!nspire



**SUZETTE**

202-476MUS SIDE CHAIR, SET OF 2  
18.75 x 23.25 x 32"H

FINISH: Mustard

MATERIALS: Velvet/Metal

- Mid-century modern styling
- Soft velvet upholstery with square tufting
- Metal legs with a matte black finish
- Firm polyester foam cushion
- Approximate weight capacity is 250 lbs; seat height is 19"

!nspire





**GLORIA** **DISCONTINUED**

!nspire

202-685GY SIDE CHAIR, SET OF 2  
22 x 21.75 x 28.25"H

FINISH: Grey

MATERIALS: Velvet/Faux Leather/Metal

- Modern dining or accent chair
- Double cushion design with fabric and faux leather upholstery
- Metal legs with a matte black finish
- Firm polyester foam cushion
- Approximate weight capacity is 250 lbs; seat height is 18"



**GLORIA** **DISCONTINUED**

!nspire

202-685BG SIDE CHAIR, SET OF 2  
22 x 21.75 x 28.25"H

FINISH: Beige

MATERIALS: Fabric/Faux Leather/Metal

- Modern dining or accent chair
- Double cushion design with fabric and faux leather upholstery
- Metal legs with a matte black finish
- Firm polyester foam cushion
- Approximate weight capacity is 250 lbs; seat height is 18"



**MABEL** **DISCONTINUED**

!nspire

202-686GY SIDE CHAIR, SET OF 2  
23.25 x 23.25 x 31.5"H

FINISH: Grey

MATERIALS: Fabric/Metal

- Modern dining or accent chair
- Soft, textured fabric upholstery on curved back and seat
- Black metal frame
- Firm polyester foam cushion
- Approximate weight capacity is 250 lbs; seat height is 18"



**MABEL** **DISCONTINUED**

!nspire

202-686BG SIDE CHAIR, SET OF 2  
23.25 x 23.25 x 31.5"H

FINISH: Beige

MATERIALS: Fabric/Metal

- Modern dining or accent chair
- Soft, textured fabric upholstery on curved back and seat
- Black metal frame
- Firm polyester foam cushion
- Approximate weight capacity is 250 lbs; seat height is 18"





### OLLY

202-606BG SIDE CHAIR, SET OF 4  
21.75 x 17.50 x 34.50"H

FINISH: Beige

MATERIALS: Fabric/Metal

- Mid-century modern styling
- Comfortable, curved wood seat frame with cushion and fabric upholstery
- Metal legs with a matte black finish
- Firm polyester foam cushion
- Approximate weight capacity is 250 lbs; seat height is 19"



WHi



### OLLY

202-606GY SIDE CHAIR, SET OF 4  
21.75 x 17.50 x 34.50"H

FINISH: Grey

MATERIALS: Fabric/Metal

- Mid-century modern styling
- Comfortable, curved wood seat frame with cushion and fabric upholstery
- Metal legs with a matte black finish
- Firm polyester foam cushion
- Approximate weight capacity is 250 lbs; seat height is 19"



WHi



### CONTRA **DISCONTINUED**

202-843BK SIDE CHAIR, SET OF 6  
16.50 x 20.50 x 37.75"H

FINISH: Black

MATERIALS: Faux Leather/Metal

- Black faux leather seat and back
- Horizontal stitching on chair back
- Black powder-coated metal legs
- Mix and match with a variety of table styles
- Approximate weight capacity is 200 lbs; seat height is 18.5"



WHi

Keep browsing for more *MIX & MATCH* options





## **Abbot/Gabi 5pc Dining Set in Black with Grey Chair**

207-453BK\_293GY

Set Includes: 1 table & 4 chairs

### **TABLE:**

- Compact design perfect for smaller spaces
- 8mm clear, tempered glass top
- Black metal legs
- Brushed stainless steel glass holders
- Dimensions: 47.25 x 27.50 x 29.50"H

### **CHAIR:**

- Contemporary styling
- Curved seat with soft, velvet upholstery
- Black metal legs with gold-dipped detail
- Firm polyester foam cushion
- Approximate weight capacity is 250 lbs; seat height is 18.25"
- Dimensions: 24 x 19.25 x 33"H



## Abbot/Olly 5pc Dining Set in Black with Grey Chair

207-453BK/606GY

Set Includes: 1 table & 4 chairs

### TABLE:

- Compact design perfect for smaller spaces
- 8mm clear, tempered glass top
- Black metal legs
- Brushed stainless steel glass holders
- Dimensions: 47.25 x 27.50 x 29.50"H

### CHAIR:

- Mid-century modern styling
- Comfortable, curved wood seat frame with cushion and fabric upholstery
- Metal legs with a matte black finish
- Firm polyester foam cushion
- Approximate weight capacity is 250 lbs; seat height is 19"
- Dimensions: 21.75 x 17.50 x 34.50"H



## Abbot/Venice 5pc Dining Set in Black with Mustard Chair

207-453BK\_536MUS

Set Includes: 1 table & 4 chairs

### TABLE:

- Compact design perfect for smaller spaces
- 8mm clear, tempered glass top
- Black metal legs
- Brushed stainless steel glass holders
- Dimensions: 47.25 x 27.50 x 29.50"H

### CHAIR:

- Mid-century modern styling
- Comfortable, curved wood seat frame with cushion and fabric upholstery
- Metal legs with a matte black finish
- Approximate weight capacity is 250 lbs; seat height is 19"
- Dimensions: 17.75 x 22 x 36.75"H





## **Abbot/Zuni 5pc Dining Set in Black with Black Chair**

207-453BK\_581PUBK

Set Includes: 1 table & 4 chairs

### **TABLE:**

- Compact design perfect for smaller spaces
- 8mm clear, tempered glass top
- Black metal legs
- Brushed stainless steel glass holders
- Dimensions: 47.25 x 27.50 x 29.50"H

### **CHAIR:**

- Mid-century dining or accent chair
- Bentwood frame and solid wood legs in a walnut finish
- Faux leather upholstered seat and chair back
- Firm polyester foam cushion
- Approximate weight capacity is 300 lbs; seat height is 18.25"
- Dimensions: 20 x 20 x 31"H



## Abbot/Cora 5pc Dining Set in Walnut with Beige Chair

207-453/182BG

Set Includes: 1 table & 4 chairs

### TABLE:

- Compact design perfect for smaller spaces
- 8mm clear, tempered glass top
- Metal legs with heat-transferred, walnut finish
- Brushed stainless steel glass holders
- Dimensions: 47.25 x 27.50 x 29.50"H

### CHAIR:

- Mid-century modern styling
- Comfortable, curved wood seat frame with cushion and fabric upholstery
- Metal legs with heat-transferred, walnut finish
- Approximate weight capacity is 250 lbs; seat height is 19"
- Dimensions: 22.75 x 18 x 35.75"H



## Abbot/Cora 5pc Dining Set in Walnut with Grey Chair

207-453/182GY

Set Includes: 1 table & 4 chairs

### TABLE:

- Compact design perfect for smaller spaces
- 8mm clear, tempered glass top
- Metal legs with heat-transferred, walnut finish
- Brushed stainless steel glass holders
- Dimensions: 47.25 x 27.50 x 29.50"H

### CHAIR:

- Mid-century modern styling
- Comfortable, curved wood seat frame with cushion and fabric upholstery
- Metal legs with heat-transferred, walnut finish
- Approximate weight capacity is 250 lbs; seat height is 19"
- Dimensions: 22.75 x 18 x 35.75"H



## **Abbot/Lyna 5pc Dining Set in Walnut with Beige Chair**

207-453/250BG

Set Includes: 1 table & 4 chairs

### **TABLE:**

- Compact design perfect for smaller spaces
- 8mm clear, tempered glass top
- Metal legs with heat-transferred, walnut finish
- Brushed stainless steel glass holders
- Dimensions: 47.25 x 27.50 x 29.50"H

### **CHAIR:**

- Mid-century modern styling
- Comfortable, curved wood seat frame with cushion and fabric upholstery
- Metal legs with heat-transferred, walnut finish
- Approximate weight capacity is 250 lbs; seat height is 19"
- Dimensions: 21.50 x 17 x 34.25"H



## **Abbot/Lyna 5pc Dining Set in Walnut with Grey Chair**

207-453/250GY

Set Includes: 1 table & 4 chairs

### **TABLE:**

- Compact design perfect for smaller spaces
- 8mm clear, tempered glass top
- Metal legs with heat-transferred, walnut finish
- Brushed stainless steel glass holders
- Dimensions: 47.25 x 27.50 x 29.50"H

### **CHAIR:**

- Mid-century modern styling
- Comfortable, curved wood seat frame with cushion and fabric upholstery
- Metal legs with heat-transferred, walnut finish
- Approximate weight capacity is 250 lbs; seat height is 19"
- Dimensions: 21.50 x 17 x 34.25"H



## Arhan/Aster 7pc Dining Set in Natural with Charcoal Chair

207-580NT\_615CH

Set Includes: 1 table & 7 chairs

### TABLE:

- Classic, hand-crafted design makes each piece unique
- Thick solid mango wood table top with panel look
- Rough natural finish emphasizes the fine wood grain
- Black iron table base with cross-legged design
- Dimensions: 47" Dia. x 30" H

### CHAIR:

- Mid-Century modern chair with intricate faux cane on back
- Dark grey rubberwood with a weathered finish
- Charcoal linen upholstered seat cushion
- Firm polyester foam cushion
- Approximate weight capacity is 250 lbs; seat height is 19"
- Dimensions: 18.5 x 20.25 x 31.75"H



## Arhan/Hudson 5pc Dining Set in Natural with Black Chair

207-580NT\_582PUBK

Set Includes: 1 table & 7 chairs

### TABLE:

- Classic, hand-crafted design makes each piece unique
- Thick solid mango wood table top with panel look
- Rough natural finish emphasizes the fine wood grain
- Black iron table base with cross-legged design
- Dimensions: 47" Dia. x 30" H

### CHAIR:

- Mid-century dining or accent chair
- Bentwood frame and solid wood legs in a walnut finish
- Faux leather upholstered seat and chair back
- Firm polyester foam cushion
- Approximate weight capacity is 300 lbs; seat height is 17.75"
- Dimensions: 20 x 23.50 x 31"H



## Arhan/Venice 5pc Dining Set in Natural with Grey Chair

207-580NT\_536GRY

Set Includes: 1 table & 4 chairs

### TABLE:

- Classic, hand-crafted design makes each piece unique
- Thick solid mango wood table top with panel look
- Rough natural finish emphasizes the fine wood grain
- Black iron table base with cross-legged design
- Dimensions: 47" Dia. x 30" H

### CHAIR:

- Mid-century modern styling
- Comfortable, curved wood seat frame with cushion and fabric upholstery
- Metal legs with a matte black finish
- Approximate weight capacity is 250 lbs; seat height is 19"
- Dimensions: 17.75 x 22 x 36.75"H





## Arhan/Odin 5pc Dining Set in Natural with Charcoal Chair

207-580NT\_618CH

Set Includes: 1 table & 4 chairs

### TABLE:

- Classic, hand-crafted design makes each piece unique
- Thick solid mango wood table top with panel look
- Rough natural finish emphasizes the fine wood grain
- Black iron table base with cross-legged design
- Dimensions: 47" Dia. x 30" H

### CHAIR:

- Mid-Century modern chair with intricate faux cane on back
- Dark grey rubberwood with a weathered finish
- Charcoal linen upholstered seat cushion
- Firm polyester foam cushion
- Approximate weight capacity is 250 lbs; seat height is 19"
- Dimensions: 21 x 22.75 x 28.25"H



## **Arhan/Melia 7pc Dining Set in Dark Grey with Grey Chair**

207-580DG\_968GY

Set Includes: 1 table & 6 chairs

### **TABLE:**

- Classic, hand-crafted design makes each piece unique
- Thick solid mango wood table top with panel look
- Distressed grey finish emphasizes the fine wood grain
- Black iron table base with cross-legged design
- Dimensions: 47" Dia. x 30" H

### **CHAIR:**

- Elegant, comfortable design
- Plush spring and foam seat
- Textured upholstery with button tufted seat back
- Solid Asian oak legs in a vintage oak finish
- Approximate weight capacity is 250 lbs; seat height is 19.25"
- Dimensions: 19 x 28 x 39.50"H



## Arhan/Mia 5pc Dining Set in Dark Grey with Grey Chair

207-580DG\_247GYDG

Set Includes: 1 table & 4 chairs

### TABLE:

- Classic, hand-crafted design makes each piece unique
- Thick solid mango wood table top with panel look
- Distressed grey finish emphasizes the fine wood grain
- Black iron table base with cross-legged design
- Dimensions: 47" Dia. x 30" H

### CHAIR:

- Mid-century modern styling
- Sturdy metal chair frame, foam seat cushion, upholstered in dark grey fabric
- Solid rubberwood legs in a washed grey finish
- Approximate weight capacity is 250 lbs; seat height is 18.5"
- Dimensions: 19.75 x 22.50 x 34.25"H



## **Arhan/Orchid 5pc Dining Set in Dark Grey with Grey Chair**

207-580DG\_651GYCH

Set Includes: 1 table & 4 chairs

### **TABLE:**

- Classic, hand-crafted design makes each piece unique
- Thick solid mango wood table top with panel look
- Distressed grey finish emphasizes the fine wood grain
- Black iron table base with cross-legged design
- Dimensions: 47" Dia. x 30" H

### **CHAIR:**

- Modern velvet and metal dining chair
- Velvet upholstery with vertical stitching detail
- Metal legs with a shiny chrome finish
- Firm polyester foam cushion
- Approximate weight capacity is 250 lbs; seat height is 18"
- Dimensions: 19 x 17.75 x 31.75"H



## **Carmilla 5pc Dining Set in Gold with Black Chair**

207-353GD\_BK

Set Includes: 1 table & 4 chairs

### **TABLE:**

- Fun, contemporary design
- 10mm clear, tempered glass top with brushed stainless steel accent
- Metal legs with a brushed gold finish
- Crossover design provides sturdy support
- Dimensions: 40" Dia. x 29"H

### **CHAIR:**

- Mid-century modern styling
- Comfortable, curved wood seat frame with cushion and velvet upholstery
- Metal legs with a brushed gold finish
- Approximate weight capacity is 250 lbs; seat height is 19"
- Dimensions: 22.75 x 18 x 35.75"H



## **Carmilla 5pc Dining Set in Gold with Blue Chair**

207-353GD\_BLU

Set Includes: 1 table & 4 chairs

### **TABLE:**

- Fun, contemporary design
- 10mm clear, tempered glass top with brushed stainless steel accent
- Metal legs with a brushed gold finish
- Crossover design provides sturdy support
- Dimensions: 40" Dia. x 29"H

### **CHAIR:**

- Mid-century modern styling
- Comfortable, curved wood seat frame with cushion and velvet upholstery
- Metal legs with a brushed gold finish
- Approximate weight capacity is 250 lbs; seat height is 19"
- Dimensions: 22.75 x 18 x 35.75"H



## **Carmilla 5pc Dining Set in Gold with Grey Chair**

207-353GD\_GY

Set Includes: 1 table & 4 chairs

### **TABLE:**

- Fun, contemporary design
- 10mm clear, tempered glass top with brushed stainless steel accent
- Metal legs with a brushed gold finish
- Crossover design provides sturdy support
- Dimensions: 40" Dia. x 29"H

### **CHAIR:**

- Mid-century modern styling
- Comfortable, curved wood seat frame with cushion and velvet upholstery
- Metal legs with a brushed gold finish
- Approximate weight capacity is 250 lbs; seat height is 19"
- Dimensions: 22.75 x 18 x 35.75"H



## **Carmilla/Antoine 5pc Dining Set in Gold with White Chair**

207-353\_573WT

Set Includes: 1 table & 4 chairs

### **TABLE:**

- Fun, contemporary design
- 10mm clear, tempered glass top with brushed stainless steel accent
- Metal legs with a brushed gold finish
- Crossover design provides sturdy support
- Dimensions: 40" Dia. x 29"H

### **CHAIR:**

- Contemporary design
- Comfortable, curved seat back with faux leather upholstery
- Metal legs with a brushed gold finish
- Firm polyester foam cushion
- Approximate weight capacity is 300 lbs; seat height is 20"
- Dimensions: 17.75 x 22 x 36.75"H





## **Contra/Cassidy 7pc Dining Set in Black with Black Chair**

207-843BK/330BK

Set Includes: 1 table & 6 chairs

### **TABLE:**

- Contemporary styling
- Black, 8mm tempered glass top
- Black powder-coated metal table top frame
- Black powder-coated metal legs
- Dimensions: 55 x 31.50 x 29.50"H

### **CHAIR:**

- Mid-century modern styling
- Rich, velvet upholstery
- A-line metal legs in a chrome finish
- Medium-firm polyester foam cushion
- Approximate weight capacity is 300 lbs; seat height is 18.5"
- Dimensions: 21.75 x 19.75 x 32.75"H



## **Contra/Cora 7pc Dining Set in Black with Grey Chair**

207-843\_182GY

Set Includes: 1 table & 6 chairs

### **TABLE:**

- Contemporary styling
- Black, 8mm tempered glass top
- Black powder-coated metal table top frame
- Black powder-coated metal legs
- Dimensions: 55 x 31.50 x 29.50"H

### **CHAIR:**

- Mid-century modern styling
- Comfortable, curved wood seat frame with cushion and fabric upholstery
- Metal legs with heat-transferred, walnut finish
- Approximate weight capacity is 250 lbs; seat height is 19"
- Dimensions: 22.75 x 18 x 35.75"H



## **Contra/Maxim 7pc Dining Set in Black with Black Chair**

207-843BK/489BK

Set Includes: 1 table & 6 chairs

### **TABLE:**

- Contemporary styling
- Black, 8mm tempered glass top
- Black powder-coated metal table top frame
- Black powder-coated metal legs
- Dimensions: 55 x 31.50 x 29.50"H

### **CHAIR:**

- Contemporary styling
- C-shaped base creates comfortable flex in chair back
- Solidly welded metal frame construction in a chrome finish
- Approximate weight capacity is 300 lbs; seat height is 19"
- Dimensions: 22.75 x 16.25 x 38"H



## Contra/Olly 5pc Dining Set in Black with Beige Chair

207-843BK/606BG

Set Includes: 1 table & 4 chairs

### TABLE:

- Contemporary styling
- Black, 8mm tempered glass top
- Black powder-coated metal table top frame
- Black powder-coated metal legs
- Dimensions: 55 x 31.50 x 29.50"H

### CHAIR:

- Mid-century modern styling
- Comfortable, curved wood seat frame with cushion and fabric upholstery
- Metal legs with a matte black finish
- Firm polyester foam cushion
- Approximate weight capacity is 250 lbs; seat height is 19"
- Dimensions: 21.75 x 17.50 x 34.50"H



## **Contra/Solara 5pc Dining Set in Black with Black Chair**

207-843BK/160BK

Set Includes: 1 table & 4 chairs

### **TABLE:**

- Contemporary styling
- Black, 8mm tempered glass top
- Black powder-coated metal table top frame
- Black powder-coated metal legs
- Dimensions: 55 x 31.50 x 29.50"H

### **CHAIR:**

- Contemporary styling
- Square stitching detail on chair seat and back
- Sturdy chromed metal frame
- Approximate weight capacity is 250 lbs; seat height is 18.5"
- Dimensions: 17.50 x 19.50 x 36.50"H



## **Contra/Suzette 7pc Dining Set in Black with Grey Chair**

207-843BK/476GY

Set Includes: 1 table & 6 chairs

### **TABLE:**

- Contemporary styling
- Black, 8mm tempered glass top
- Black powder-coated metal table top frame
- Black powder-coated metal legs
- Dimensions: 55 x 31.50 x 29.50"H

### **CHAIR:**

- Mid-century modern styling
- Soft velvet upholstery with square tufting
- Metal legs with a matte black finish
- Firm polyester foam cushion
- Approximate weight capacity is 250 lbs; seat height is 19"
- Dimensions: 18.75 x 23.25 x 32"H



## **Drake/Bianca 7pc Dining Set in Walnut with Walnut & Grey Chair**

207-219WL/086GY

Set Includes: 1 table & 6 chairs

### **TABLE:**

- Contemporary design
- Reverse bevel table top and geometric base
- Walnut PVC veneer with visible wood grain detail
- Brushed stainless steel legs
- Dimensions: 70.75 x 39.50 x 30"H

### **CHAIR:**

- Mid-century dining chair with fabric upholstery
- Diamond-patterned stitching detail on seat and back
- Metal legs with heat-transferred, walnut finish
- Firm polyester foam cushion
- Approximate weight capacity is 250 lbs; seat height is 19"
- Dimensions: 20.50 x 24.50 x 30.75"H



## **Drake/Cora 7pc Dining Set in Walnut with Beige Chair**

207-219\_182BG

Set Includes: 1 table & 6 chairs

### **TABLE:**

- Contemporary design
- Reverse bevel table top and geometric base
- Walnut PVC veneer with visible wood grain detail
- Brushed stainless steel legs
- Dimensions: 70.75 x 39.50 x 30"H

### **CHAIR:**

- Mid-century modern styling
- Comfortable, curved wood seat frame with cushion and fabric upholstery
- Metal legs with heat-transferred, walnut finish
- Approximate weight capacity is 250 lbs; seat height is 19"
- Dimensions: 22.75 x 18 x 35.75"H





## Drake/Holt 7pc Dining Set in Walnut with Charcoal Chair

207-219\_981CH

Set Includes: 1 table & 6 chairs

### TABLE:

- Contemporary design
- Reverse bevel table top and geometric base
- Walnut PVC veneer with visible wood grain detail
- Brushed stainless steel legs
- Dimensions: 70.75 x 39.50 x 30"H

### CHAIR:

- Mid-century modern dining chair
- Curved bentwood frame and legs in a walnut finish
- Charcoal fabric back and seat cushion with piping detail
- Firm polyester foam cushion
- Approximate weight capacity is 300 lbs; seat height is 17.5"
- Dimensions: 24.50 x 21 x 29"H



## **Drake/Hudson 7pc Dining Set in Walnut with White Chair**

207-219\_582PUWT

Set Includes: 1 table & 6 chairs

### **TABLE:**

- Contemporary design
- Reverse bevel table top and geometric base
- Walnut PVC veneer with visible wood grain detail
- Brushed stainless steel legs
- Dimensions: 70.75 x 39.50 x 30"H

### **CHAIR:**

- Mid-century dining or accent chair
- Bentwood frame and solid wood legs in a walnut finish
- Faux leather upholstered seat and chair back
- Firm polyester foam cushion
- Approximate weight capacity is 300 lbs; seat height is 17.75"
- Dimensions: 20 x 23.50 x 31"H



## Drake/Minto 7pc Dining Set in Walnut with Blue Chair

207-219WL/194BL

Set Includes: 1 table & 6 chairs

### TABLE:

- Contemporary design
- Reverse bevel table top and geometric base
- Walnut PVC veneer with visible wood grain detail
- Brushed stainless steel legs
- Dimensions: 70.75 x 39.50 x 30"H

### CHAIR:

- Textured, multi-toned fabric with button-tufted back
- Removable seat cushion for easy cleaning
- Solid rubberwood legs in a walnut finish
- Medium-firm polyester foam cushion
- Approximate weight capacity is 300 lbs; seat height is 17.75"
- Dimensions: 24.50 x 24.50 x 30"H



## Eclipse/Akira 7pc Dining Set in Black with Blue Chair

207-860BLK\_673BLU

Set Includes: 1 table & 6 chairs

### TABLE:

- Contemporary design
- 2" thick table top and double prism pedestal base
- Self-storing butterfly extension table
- Black PVC veneer with visible wood grain detail
- Dimensions: 63(+23.50) x 35.50 x 30"H

### CHAIR:

- Contemporary styling
- Comfortable, curved wood seat frame with cushion and velvet upholstery
- Metal legs with an aged gold finish
- Approximate weight capacity is 300 lbs; seat height is 18.75"
- Dimensions: 22 x 20 x 31.50"H



## Eclipse/Antoine 7pc Dining Set in Black with Black Chair

207-860BK\_573BK

Set Includes: 1 table & 6 chairs

### TABLE:

- Contemporary design
- 2" thick table top and double prism pedestal base
- Self-storing butterfly extension table
- Black PVC veneer with visible wood grain detail
- Dimensions: 63(+23.50) x 35.50 x 30"H

### CHAIR:

- Contemporary design
- Comfortable, curved seat back with faux leather upholstery
- Metal legs with a brushed gold finish
- Firm polyester foam cushion
- Approximate weight capacity is 300 lbs; seat height is 20"
- Dimensions: 17.75 x 22 x 36.75"H



## Eclipse/Clive 7pc Dining Set in Black with Beige Chair

207-860BK\_617BG

Set Includes: 1 table & 6 chairs

### TABLE:

- Contemporary design
- 2" thick table top and double prism pedestal base
- Self-storing butterfly extension table
- Black PVC veneer with visible wood grain detail
- Dimensions: 63(+23.50) x 35.50 x 30"H

### CHAIR:

- Mid-Century modern chair with intricate faux cane on back
- Warm natural rubberwood with a weathered finish
- Beige linen upholstered seat cushion
- Firm polyester foam cushion
- Approximate weight capacity is 250 lbs; seat height is 18.5"
- Dimensions: 18.5 x 21.75 x 32.5"H



## **Eclipse/Hollis 7pc Dining Set in Black with Ivory Chair**

207-860BK\_614IV

Set Includes: 1 table & 6 chairs

### **TABLE:**

- Contemporary design
- 2" thick table top and double prism pedestal base
- Self-storing butterfly extension table
- Black PVC veneer with visible wood grain detail
- Dimensions: 63(+23.50) x 35.50 x 30"H

### **CHAIR:**

- Modern dining or accent chair
- Velvet upholstery with button tufting
- Stainless steel legs in a chrome finish and chrome ring accent on back
- Firm polyester foam cushion
- Approximate weight capacity is 250 lbs; seat height is 19.75"
- Dimensions: 24.50 x 23 x 37.50"H



## Eclipse/Mizal 7pc Dining Set in Black with Black Chair

207-860BLK\_629BLK

Set Includes: 1 table & 6 chairs

### TABLE:

- Contemporary design
- 2" thick table top and double prism pedestal base
- Self-storing butterfly extension table
- Black PVC veneer with visible wood grain detail
- Dimensions: 63(+23.50) x 35.50 x 30"H

### CHAIR:

- Modern dining chair
- Velvet upholstery with button tufting and nail head detailing
- Stainless steel legs in a polished gold finish and gold ring accent on back
- Firm polyester foam cushion
- Approximate weight capacity is 250 lbs; seat height is 18"
- Dimensions: 24.50 x 23 x 37.50"H





## Eclipse/Xander 7pc Dining Set in Black with Light Grey Chair

207-860BK\_620LG

Set Includes: 1 table & 6 chairs

### TABLE:

- Contemporary design
- 2" thick table top and double prism pedestal base
- Self-storing butterfly extension table
- Black PVC veneer with visible wood grain detail
- Dimensions: 63(+23.50) x 35.50 x 30"H

### CHAIR:

- Modern dining chair with faux leather upholstery
- Diamond-patterned stitching detail on seat and back
- Black metal legs with gold-dipped detail
- Firm polyester foam cushion
- Approximate weight capacity is 300 lbs; seat height is 18.5"
- Dimensions: 20.50 x 24.50 x 30.75"H



## Eclipse/Azul 7pc Dining Set in Oak with Grey Chair

207-8600K\_600GYCH

Set Includes: 1 table & 6 chairs

### TABLE:

- Contemporary design
- 2" thick table top and double prism pedestal base
- Self-storing butterfly extension table
- Washed oak PVC veneer with visible wood grain detail
- Dimensions: 63(+23.50) x 35.50 x 30"H

### CHAIR:

- Velvet upholstered dining chair with rolled back design
- Diamond-patterned stitching with button tufting detail
- Solid wood legs with a stainless steel wrap
- Medium-firm polyester foam cushion
- Approximate weight capacity is 250 lbs; seat height is 19.25"
- Dimensions: 19 x 36.50 x 39.5"H



## Eclipse/Bianca 7pc Dining Set in Oak with Black & Grey Chair

207-8600K/086GY

Set Includes: 1 table & 6 chairs

### TABLE:

- Contemporary design
- 2" thick table top and double prism pedestal base
- Self-storing butterfly extension table
- Washed oak PVC veneer with visible wood grain detail
- Dimensions: 63(+23.50) x 35.50 x 30"H

### CHAIR:

- Mid-century dining chair with fabric upholstery
- Diamond-patterned stitching detail on seat and back
- Metal legs with a textured, sandy black finish
- Firm polyester foam cushion
- Approximate weight capacity is 250 lbs; seat height is 19"
- Dimensions: 20.50 x 24.50 x 30.75"H



## Eclipse/Mia 7pc Dining Set in Oak with Grey & Light Grey Chair

207-8600K/247GL

Set Includes: 1 table & 6 chairs

### TABLE:

- Contemporary design
- 2" thick table top and double prism pedestal base
- Self-storing butterfly extension table
- Washed oak PVC veneer with visible wood grain detail
- Dimensions: 63(+23.50) x 35.50 x 30"H

### CHAIR:

- Mid-century modern styling
- Sturdy metal chair frame, foam seat cushion, upholstered in a light grey fabric
- Solid rubberwood legs in a washed grey finish
- Approximate weight capacity is 250 lbs; seat height is 18.5"
- Dimensions: 19.75 x 22.50 x 34.25"H



## **Eclipse/Mizal 7pc Dining Set in Oak with Ivory Chair**

207-860BOK\_629IV

Set Includes: 1 table & 6 chairs

### **TABLE:**

- Contemporary design
- 2" thick table top and double prism pedestal base
- Self-storing butterfly extension table
- Washed oak PVC veneer with visible wood grain detail
- Dimensions: 63(+23.50) x 35.50 x 30"H

### **CHAIR:**

- Modern dining chair
- Velvet upholstery with button tufting and nail head detailing
- Stainless steel legs in a polished gold finish and gold ring accent on back
- Firm polyester foam cushion
- Approximate weight capacity is 250 lbs; seat height is 18"
- Dimensions: 24.50 x 23 x 37.50"H



## Eclipse/Silvano 7pc Dining Set in Oak with Grey Chair

207-8600K/429GY

Set Includes: 1 table & 6 chairs

### TABLE:

- Contemporary design
- 2" thick table top and double prism pedestal base
- Self-storing butterfly extension table
- Washed oak PVC veneer with visible wood grain detail
- Dimensions: 63(+23.50) x 35.50 x 30"H

### CHAIR:

- Mid-century modern styling
- Vintage faux leather upholstery with piping details
- Black metal legs with chrome-finished accent
- Medium-firm polyester foam cushion
- Approximate weight capacity is 300 lbs; seat height is 19"
- Dimensions: 18.25 x 24 x 35"H



## Emery/Akira 7pc Dining Set in White with Black Chair

207-294REC\_673BLK

Set Includes: 1 table & 6 chairs

### TABLE:

- Contemporary style
- 1-inch thick reverse bevelled table top
- MDF table top with paper veneer
- Matte black metal legs with aged gold-dipped accent
- Dimensions: 63 x 35.50 x 30"H

### CHAIR:

- Contemporary styling
- Comfortable, curved wood seat frame with cushion and velvet upholstery
- Metal legs with an aged gold finish
- Approximate weight capacity is 300 lbs; seat height is 18.75"
- Dimensions: 22 x 20 x 31.50"H



## **Emery/Gabi 7pc Dining Set in White with Grey Chair**

207-294REC\_293GY

Set Includes: 1 table & 6 chairs

### **TABLE:**

- Contemporary style
- 1-inch thick reverse bevelled table top
- MDF table top with paper veneer
- Matte black metal legs with brushed gold-dipped accent
- Dimensions: 63 x 35.50 x 30"H

### **CHAIR:**

- Contemporary styling
- Curved seat with soft, velvet upholstery
- Black metal legs with gold-dipped detail
- Firm polyester foam cushion
- Approximate weight capacity is 250 lbs; seat height is 18.25"
- Dimensions: 24 x 19.25 x 33"H





## Emery/Xander 7pc Dining Set in White with Black Chair

207-294REC\_620BK

Set Includes: 1 table & 6 chairs

### TABLE:

- Contemporary design
- 1-inch thick reverse bevelled table top
- MDF table top with paper veneer
- Matte black metal legs with brushed gold-dipped accent
- Dimensions: 63 x 35.50 x 30"H

### CHAIR:

- Modern dining chair with faux leather upholstery
- Diamond-patterned stitching detail on seat and back
- Black metal legs with gold-dipped detail
- Firm polyester foam cushion
- Approximate weight capacity is 300 lbs; seat height is 18.5"
- Dimensions: 20.50 x 24.50 x 30.75"H



## **Emery/Axel 5pc Dining Set in White with Mustard Chair**

207-294RND\_674MUS

Set Includes: 1 table & 4 chairs

### **TABLE:**

- Contemporary style
- 1-inch thick reverse bevelled table top
- MDF table top with paper veneer
- Matte black metal legs with aged gold-dipped accent
- Dimensions: 39.50" Dia. x 30"H

### **CHAIR:**

- Modern dining chair
- Double cushion design with fabric upholstery
- Metal legs with a matte black finish
- Firm polyester foam cushion
- Approximate weight capacity is 250 lbs; seat height is 19.75"
- Dimensions: 22 x 21 x 30.75"H



## Emery/Carmilla 5pc Dining Set in White with Black Chair

207-294RND\_353BK

Set Includes: 1 table & 4 chairs

### TABLE:

- Contemporary style
- 1-inch thick reverse bevelled table top
- MDF table top with paper veneer
- Matte black metal legs with brushed gold-dipped accent
- Dimensions: 39.50" Dia. x 30"H

### CHAIR:

- Mid-century modern styling
- Comfortable, curved wood seat frame with cushion and velvet upholstery
- Metal legs with a brushed gold finish
- Approximate weight capacity is 250 lbs; seat height is 19"
- Dimensions: 22.75 x 18 x 35.75"H



## Emery/Xander 5pc Dining Set in White with White Chair

207-294RND\_620WT

Set Includes: 1 table & 4 chairs

### TABLE:

- Contemporary design
- 1-inch thick reverse bevelled table top
- MDF table top with paper veneer
- Matte black metal legs with brushed gold-dipped accent
- Dimensions: 39.50" Dia. x 30"H

### CHAIR:

- Modern dining chair with faux leather upholstery
- Diamond-patterned stitching detail on seat and back
- Black metal legs with gold-dipped detail
- Firm polyester foam cushion
- Approximate weight capacity is 300 lbs; seat height is 18.5"
- Dimensions: 20.50 x 24.50 x 30.75"H



## Eros/Cassidy 5pc Dining Set in Chrome with Grey Chair

207-482/330GY

Set Includes: 1 table & 4 chairs

### TABLE:

- Contemporary design
- 12mm, clear tempered glass
- Modern geometric lattice on table sides
- Polished silver finish on stainless steel frame
- Dimensions: 71 x 35.50 x 29.5"H

### CHAIR:

- Mid-century modern styling
- Rich, velvet upholstery
- A-line metal legs in a chrome finish
- Medium-firm polyester foam cushion
- Approximate weight capacity is 300 lbs; seat height is 18.5"
- Dimensions: 21.75 x 19.75 x 32.75"H



## Eros/Chloe 5pc Dining Set in Chrome with Grey Chair

207-482CH/552GY

Set Includes: 1 table & 4 chairs

### TABLE:

- Contemporary design
- 12mm, clear tempered glass
- Modern geometric lattice on table sides
- Polished silver finish on stainless steel frame
- Dimensions: 71 x 35.50 x 29.5"H

### CHAIR:

- Velvet upholstered dining chair with rolled back design
- Diamond-patterned stitching with button tufting detail
- Solid wood legs with a stainless steel wrap
- Medium-firm polyester foam cushion
- Approximate weight capacity is 250 lbs; seat height is 19.25"
- Dimensions: 19 x 36.50 x 39.5"H



## **Eros/Hollis 7pc Dining Set in Silver with Grey Chair**

207-482\_614GRY

Set Includes: 1 table & 4 chairs

### **TABLE:**

- Contemporary design
- 12mm, clear tempered glass
- Modern geometric lattice on table sides
- Polished silver finish on stainless steel frame
- Dimensions: 71 x 35.50 x 29.5"H

### **CHAIR:**

- Modern dining or accent chair
- Velvet upholstery with button tufting
- Stainless steel legs in a chrome finish and chrome ring accent on back
- Firm polyester foam cushion
- Approximate weight capacity is 250 lbs; seat height is 18"
- Dimensions: 24.50 x 23 x 37.50"H



## **Eros/Rizzo 5pc Dining Set in Chrome with Ivory Chair**

207-482/080IV

Set Includes: 1 table & 4 chairs

### **TABLE:**

- Contemporary design
- 12mm, clear tempered glass
- Modern geometric lattice on table sides
- Polished silver finish on stainless steel frame
- Dimensions: 71 x 35.50 x 29.5"H

### **CHAIR:**

- Modern, button-tufted side chair
- Ivory velvet upholstery with firm polyester foam seat cushion
- Chrome nail head details and chair ring on back
- Solid rubberwood legs in a coffee finish
- Approximate weight capacity is 250 lbs; seat height is 19.75"
- Dimensions: 21 x 23 x 40"H





## Eros/Azul 5pc Dining Set in Gold with Black Chair

207-482GL\_600BKGL

Set Includes: 1 table & 4 chairs

### TABLE:

- Contemporary design
- 12mm, clear tempered glass
- Modern geometric lattice on table sides
- Polished silver finish on stainless steel frame
- Dimensions: 71 x 35.50 x 29.5"H

### CHAIR:

- Contemporary dining chair
- Plush velvet upholstery with button-tufted back
- Polished gold studs, chair ring and chair legs
- Seat is box frame with web and spring construction and topped with medium-firm polyester
- Approximate weight capacity is 300 lbs; seat height is 19.75"
- Dimensions: 21 x 23 x 40"H



## Eros/Mizal 5pc Dining Set in Gold with Grey Chair

207-482GL\_629GRY

Set Includes: 1 table & 4 chairs

### TABLE:

- Contemporary design
- 12mm, clear tempered glass
- Modern geometric lattice on table sides
- Polished silver finish on stainless steel frame
- Dimensions: 71 x 35.50 x 29.5"H

### CHAIR:

- Modern dining chair
- Velvet upholstery with button tufting and nail head detailing
- Stainless steel legs in a polished gold finish and gold ring accent on back
- Firm polyester foam cushion
- Approximate weight capacity is 250 lbs; seat height is 18"
- Dimensions: 24.50 x 23 x 37.50"H



## Eros/Mizal 5pc Dining Set in Gold with Navy Chair

207-482GL\_629NAV

Set Includes: 1 table & 4 chairs

### TABLE:

- Contemporary design
- 12mm, clear tempered glass
- Modern geometric lattice on table sides
- Polished silver finish on stainless steel frame
- Dimensions: 71 x 35.50 x 29.5"H

### CHAIR:

- Modern dining chair
- Velvet upholstery with button tufting and nail head detailing
- Stainless steel legs in a polished gold finish and gold ring accent on back
- Firm polyester foam cushion
- Approximate weight capacity is 250 lbs; seat height is 18"
- Dimensions: 24.50 x 23 x 37.50"H



## **Franco/Axel 5pc Dining Set in Black with Grey Chair**

207-454BK\_674GRY

Set Includes: 1 table & 4 chairs

### **TABLE:**

- Compact design perfect for smaller spaces
- 8mm clear, tempered glass top
- Black metal legs
- Brushed stainless steel glass holders
- Dimensions: 55 x 31.50 x 29.50"H

### **CHAIR:**

- Modern dining chair
- Double cushion design with fabric upholstery
- Metal legs with a matte black finish
- Firm polyester foam cushion
- Approximate weight capacity is 250 lbs; seat height is 19.75"
- Dimensions: 22 x 21 x 30.75"H



## **Franco/Olly 5pc Dining Set in Black with Beige Chair**

207-454BK/606BG

Set Includes: 1 table & 4 chairs

### **TABLE:**

- Compact design perfect for smaller spaces
- 8mm clear, tempered glass top
- Black metal legs
- Brushed stainless steel glass holders
- Dimensions: 55 x 31.50 x 29.50"H

### **CHAIR:**

- Mid-century modern styling
- Comfortable, curved wood seat frame with cushion and fabric upholstery
- Metal legs with a matte black finish
- Firm polyester foam cushion
- Approximate weight capacity is 250 lbs; seat height is 19"
- Dimensions: 21.75 x 17.50 x 34.50"H



## Franco/Olly 5pc Dining Set in Black with Grey Chair

207-454BK/606GY

Set Includes: 1 table & 4 chairs

### TABLE:

- Compact design perfect for smaller spaces
- 8mm clear, tempered glass top
- Black metal legs
- Brushed stainless steel glass holders
- Dimensions: 55 x 31.50 x 29.50"H

### CHAIR:

- Mid-century modern styling
- Comfortable, curved wood seat frame with cushion and fabric upholstery
- Metal legs with a matte black finish
- Firm polyester foam cushion
- Approximate weight capacity is 250 lbs; seat height is 19"
- Dimensions: 21.75 x 17.50 x 34.50"H



## **Franco/Silvano 5pc Dining Set in Black with Vintage Grey Chair**

207-454BK/429GY

Set Includes: 1 table & 4 chairs

### **TABLE:**

- Compact design perfect for smaller spaces
- 8mm clear, tempered glass top
- Black metal legs
- Brushed stainless steel glass holders
- Dimensions: 55 x 31.50 x 29.50"H

### **CHAIR:**

- Mid-century modern styling
- Vintage faux leather upholstery with piping details
- Black metal legs with chrome-finished accent
- Medium-firm polyester foam cushion
- Approximate weight capacity is 300 lbs; seat height is 19"
- Dimensions: 18.25 x 24 x 35"H



## Franco/Suzette 5pc Dining Set in Black with Grey Chair

207-454BK/476GY

Set Includes: 1 table & 4 chairs

### TABLE:

- Compact design perfect for smaller spaces
- 8mm clear, tempered glass top
- Black metal legs
- Brushed stainless steel glass holders
- Dimensions: 55 x 31.50 x 29.50"H

### CHAIR:

- Mid-century modern styling
- Soft velvet upholstery with square tufting
- Metal legs with a matte black finish
- Firm polyester foam cushion
- Approximate weight capacity is 250 lbs; seat height is 19"
- Dimensions: 18.75 x 23.25 x 32"H





## **Franco/Cora 5pc Dining Set in Walnut with Beige Chair**

207-454WA/182BG

Set Includes: 1 table & 4 chairs

### **TABLE:**

- Compact design perfect for smaller spaces
- 8mm clear, tempered glass top
- Metal legs with heat-transferred, walnut finish
- Brushed stainless steel glass holders
- Dimensions: 55 x 31.50 x 29.50"H

### **CHAIR:**

- Mid-century modern styling
- Comfortable, curved wood seat frame with cushion and fabric upholstery
- Metal legs with heat-transferred, walnut finish
- Approximate weight capacity is 250 lbs; seat height is 19"
- Dimensions: 22.75 x 18 x 35.75"H



## **Franco/Cora 5pc Dining Set in Walnut with Grey Chair**

207-454WA/182GY

Set Includes: 1 table & 4 chairs

### **TABLE:**

- Compact design perfect for smaller spaces
- 8mm clear, tempered glass top
- Metal legs with heat-transferred, walnut finish
- Brushed stainless steel glass holders
- Dimensions: 55 x 31.50 x 29.50"H

### **CHAIR:**

- Mid-century modern styling
- Comfortable, curved wood seat frame with cushion and fabric upholstery
- Metal legs with heat-transferred, walnut finish
- Approximate weight capacity is 250 lbs; seat height is 19"
- Dimensions: 22.75 x 18 x 35.75"H



## **Franco/Cora 5pc Dining Set in Walnut with Black Chair**

207-454WA\_182PUBK

Set Includes: 1 table & 4 chairs

### **TABLE:**

- Compact design perfect for smaller spaces
- 8mm clear, tempered glass top
- Metal legs with heat-transferred, walnut finish
- Brushed stainless steel glass holders
- Dimensions: 55 x 31.50 x 29.50"H

### **CHAIR:**

- Mid-century modern styling
- Comfortable, curved wood seat frame with cushion and faux leather upholstery
- Metal legs with heat-transferred, walnut finish
- Approximate weight capacity is 250 lbs; seat height is 19"
- Dimensions: 22.75 x 18 x 35.75"H



## Franco/Lyna 5pc Dining Set in Walnut with Grey Chair

207-454WA/250GY

Set Includes: 1 table & 4 chairs

### TABLE:

- Compact design perfect for smaller spaces
- 8mm clear, tempered glass top
- Metal legs with heat-transferred, walnut finish
- Brushed stainless steel glass holders
- Dimensions: 55 x 31.50 x 29.50"H

### CHAIR:

- Mid-century modern styling
- Comfortable, curved wood seat frame with cushion and fabric upholstery
- Metal legs with heat-transferred, walnut finish
- Approximate weight capacity is 250 lbs; seat height is 19"
- Dimensions: 21.50 x 17 x 34.25"H



## Frankfurt/Cassidy 7pc Dining Set in Chrome with Black Chair

207-165/330BK

Set Includes: 1 table & 6 chairs

### TABLE:

- Compact design perfect for smaller spaces
- Sleek contemporary table
- Stainless steel-wrapped wood legs
- Tempered, 10mm clear glass table top
- Dimensions: 55 x 35.50 x 30"H

### CHAIR:

- Mid-century modern styling
- Rich, velvet upholstery
- A-line metal legs in a chrome finish
- Medium-firm polyester foam cushion
- Approximate weight capacity is 300 lbs; seat height is 18.5"
- Dimensions: 21.75 x 19.75 x 32.75"H



## Frankfurt/Cassidy 7pc Dining Set in Chrome with Grey Chair

207-165/330GY

Set Includes: 1 table & 6 chairs

### TABLE:

- Compact design perfect for smaller spaces
- Sleek contemporary table
- Stainless steel-wrapped wood legs
- Tempered, 10mm clear glass table top
- Dimensions: 55 x 35.50 x 30"H

### CHAIR:

- Mid-century modern styling
- Rich, velvet upholstery
- A-line metal legs in a chrome finish
- Medium-firm polyester foam cushion
- Approximate weight capacity is 300 lbs; seat height is 18.5"
- Dimensions: 21.75 x 19.75 x 32.75"H



## Frankfurt/Maxim 5pc Dining Set in Chrome with Black Chair

207-165/489BK

Set Includes: 1 table & 4 chairs

### TABLE:

- Compact design perfect for smaller spaces
- Sleek contemporary table
- Stainless steel-wrapped wood legs
- Tempered, 10mm clear glass table top
- Dimensions: 55 x 35.50 x 30"H

### CHAIR:

- Contemporary styling
- C-shaped base creates comfortable flex in chair back
- Solidly welded metal frame construction in a chrome finish
- Approximate weight capacity is 300 lbs; seat height is 19"
- Dimensions: 22.75 x 16.25 x 38"H



## Frankfurt/Maxim 5pc Dining Set in Chrome with Grey Chair

207-165/489GY

Set Includes: 1 table & 4 chairs

### TABLE:

- Compact design perfect for smaller spaces
- Sleek contemporary table
- Stainless steel-wrapped wood legs
- Tempered, 10mm clear glass table top
- Dimensions: 55 x 35.50 x 30"H

### CHAIR:

- Contemporary styling
- C-shaped base creates comfortable flex in chair back
- Solidly welded metal frame construction in a chrome finish
- Approximate weight capacity is 300 lbs; seat height is 19"
- Dimensions: 22.75 x 16.25 x 38"H





## **Frankfurt/Maxim 5pc Dining Set in Chrome with White Chair**

207-165/489WT

Set Includes: 1 table & 4 chairs

### **TABLE:**

- Compact design perfect for smaller spaces
- Sleek contemporary table
- Stainless steel-wrapped wood legs
- Tempered, 10mm clear glass table top
- Dimensions: 55 x 35.50 x 30"H

### **CHAIR:**

- Contemporary styling
- C-shaped base creates comfortable flex in chair back
- Solidly welded metal frame construction in a chrome finish
- Approximate weight capacity is 300 lbs; seat height is 19"
- Dimensions: 22.75 x 16.25 x 38"H



## Frankfurt/Rizzo 5pc Dining Set in Chrome with Grey Chair

207-165/080GY

Set Includes: 1 table & 4 chairs

### TABLE:

- Compact design perfect for smaller spaces
- Sleek contemporary table
- Stainless steel-wrapped wood legs
- Tempered, 10mm clear glass table top
- Dimensions: 55 x 35.50 x 30"H

### CHAIR:

- Modern, button-tufted side chair
- Grey velvet upholstery with firm polyester foam seat cushion
- Chrome nail head details and chair ring on back
- Solid rubberwood legs in a coffee finish
- Approximate weight capacity is 250 lbs; seat height is 19.75"
- Dimensions: 21 x 23 x 40"H



## **Gavin/Cassidy 7pc Dining Set in Black with Black Chair**

207-360\_330BK

Set Includes: 1 table & 6 chairs

### **TABLE:**

- Contemporary extension dining table
- Easy to use, one-handed extension mechanism
- MDF and marbled-look glass table top
- Metal legs in a matte black finish
- Dimensions: 63(+15.75) x 35.50 x 30"H

### **CHAIR:**

- Mid-century modern styling
- Faux leather upholstery
- A-line metal legs in a chrome finish
- Medium-firm polyester foam cushion
- Approximate weight capacity is 300 lbs; seat height is 18.5"
- Dimensions: 21.75 x 19.75 x 32.75"H



## Gavin/Devo 7pc Dining Set in Black with Black Chair

207-360/087BK

Set Includes: 1 table & 6 chairs

### TABLE:

- Contemporary extension dining table
- Easy to use, one-handed extension mechanism
- MDF and marbled-look glass table top
- Metal legs in a matte black finish
- Dimensions: 63(+15.75) x 35.50 x 30"H

### CHAIR:

- Mid-century modern styling
- Comfortable, curved wood seat frame with cushion and faux leather upholstery
- Metal legs with a shiny chrome finish
- Approximate weight capacity is 250 lbs; seat height is 19"
- Dimensions: 17.75 x 22 x 36.75"H



## **Gavin/Gabi 7pc Dining Set in Black with Ivory Chair**

207-360\_293IV

Set Includes: 1 table & 6 chairs

### **TABLE:**

- Contemporary extension dining table
- Easy to use, one-handed extension mechanism
- MDF and marbled-look glass table top
- Metal legs in a matte black finish
- Dimensions: 63(+15.75) x 35.50 x 30"H

### **CHAIR:**

- Contemporary styling
- Curved seat with soft, velvet upholstery
- Black metal legs with gold-dipped detail
- Firm polyester foam cushion
- Approximate weight capacity is 250 lbs; seat height is 18.25"
- Dimensions: 24 x 19.25 x 33"H



## **Gavin/Mia 7pc Dining Set in Black with Grey & Light Grey Chair**

207-360\_247GY/LG

Set Includes: 1 table & 6 chairs

### **TABLE:**

- Contemporary extension dining table
- Easy to use, one-handed extension mechanism
- MDF and marbled-look glass table top
- Metal legs in a matte black finish
- Dimensions: 63(+15.75) x 35.50 x 30"H

### **CHAIR:**

- Mid-century modern styling
- Sturdy metal chair frame, foam seat cushion, upholstered in a light grey fabric
- Solid rubberwood legs in a grey finish
- Approximate weight capacity is 250 lbs; seat height is 18.5"
- Dimensions: 19.75 x 22.50 x 34.25"H



## **Gavin/Rizzo 7pc Dining Set in Black with Black Faux Leather Chair**

207-360\_080PUBK

Set Includes: 1 table & 6 chairs

### **TABLE:**

- Contemporary extension dining table
- Easy to use, one-handed extension mechanism
- MDF and marbled-look glass table top
- Metal legs in a matte black finish
- Dimensions: 63(+15.75) x 35.50 x 30"H

### **CHAIR:**

- Modern, button-tufted side chair
- Faux leather upholstery with firm polyester foam seat cushion
- Chrome nail head details and chair ring on back
- Solid rubberwood legs in a coffee finish
- Approximate weight capacity is 250 lbs; seat height is 19.75"
- Dimensions: 21 x 23 x 40"H



## **Gavin/Silvano 7pc Dining Set in Black with Vintage Grey Chair**

207-360BK/429GY

Set Includes: 1 table & 6 chairs

### **TABLE:**

- Contemporary extension dining table
- Easy to use, one-handed extension mechanism
- MDF and marbled-look glass table top
- Metal legs in a matte black finish
- Dimensions: 63(+15.75) x 35.50 x 30"H

### **CHAIR:**

- Mid-century modern styling
- Vintage faux leather upholstery with piping details
- Black metal legs with chrome-finished accent
- Medium-firm polyester foam cushion
- Approximate weight capacity is 300 lbs; seat height is 19"
- Dimensions: 18.25 x 24 x 35"H





## **Gavin/Venice 7pc Dining Set in Black with Beige Chair**

207-360BK/536BG

Set Includes: 1 table & 6 chairs

### **TABLE:**

- Contemporary extension dining table
- Easy to use, one-handed extension mechanism
- MDF and marbled-look glass table top
- Metal legs in a matte black finish
- Dimensions: 63(+15.75) x 35.50 x 30"H

### **CHAIR:**

- Mid-century modern styling
- Comfortable, curved wood seat frame with cushion and fabric upholstery
- Metal legs with a matte black finish
- Approximate weight capacity is 250 lbs; seat height is 19"
- Dimensions: 17.75 x 22 x 36.75"H



## Krish/Aster/Odin 7pc Dining Set in Sheesham with Beige Chairs

207-381\_615BG\_618BG

Set Includes: 1 table & 6 chairs

### TABLE:

- Classic, hand-crafted design makes each piece unique
- Simple, clean-lined design
- Thick solid wood table top
- Eco-friendly solid wood materials sourced from sustainable plantations
- Dimensions: 69.75 x 36 x 30"H

### CHAIR:

- Mid-Century modern chair with intricate faux cane on back
- Warm natural rubberwood with a weathered finish
- Beige linen upholstered seat cushion
- Firm polyester foam cushion
- Approximate weight capacity is 250 lbs; seat height is 19"
- Dimensions: 18.5 x 20.25 x 31.75"H



## Krish/Cassidy 7pc Dining Set in Sheesham with Ivory Chair

207-381\_330IV

Set Includes: 1 table & 6 chairs

### TABLE:

- Classic, hand-crafted design makes each piece unique
- Simple, clean-lined design
- Thick solid wood table top
- Eco-friendly solid wood materials sourced from sustainable plantations
- Dimensions: 69.75 x 36 x 30"H

### CHAIR:

- Mid-century modern styling
- Faux leather upholstery
- A-line metal legs in a chrome finish
- Medium-firm polyester foam cushion
- Approximate weight capacity is 300 lbs; seat height is 18.5"
- Dimensions: 21.75 x 19.75 x 32.75"H



## **Krish/Clive 7pc Dining Set in Sheesham with Charcoal Chair**

207-381\_617CH

Set Includes: 1 table & 6 chairs

### **TABLE:**

- Classic, hand-crafted design makes each piece unique
- Simple, clean-lined design
- Thick solid wood table top
- Eco-friendly solid wood materials sourced from sustainable plantations
- Dimensions: 69.75 x 36 x 30"H

### **CHAIR:**

- Mid-Century modern chair with intricate faux cane on back
- Dark grey rubberwood with a weathered finish
- Charcoal linen upholstered seat cushion
- Firm polyester foam cushion
- Approximate weight capacity is 250 lbs; seat height is 18.5"
- Dimensions: 18.5 x 21.75 x 32.5"H



## Krish/Cora 7pc Dining Set in Sheesham with White Chair

207-381DSH\_182PUWT

Set Includes: 1 table & 6 chairs

### TABLE:

- Classic, hand-crafted design makes each piece unique
- Simple, clean-lined design
- Thick solid wood table top
- Eco-friendly solid wood materials sourced from sustainable plantations
- Dimensions: 69.75 x 36 x 30"H

### CHAIR:

- Mid-century modern styling
- Comfortable, curved wood seat frame with cushion and faux leather upholstery
- Metal legs with heat-transferred, walnut finish
- Approximate weight capacity is 250 lbs; seat height is 19"
- Dimensions: 22.75 x 18 x 35.75"H



## Krish/Hudson 7pc Dining Set in Sheesham with Grey Chair

207-381\_582GY

Set Includes: 1 table & 6 chairs

### TABLE:

- Classic, hand-crafted design makes each piece unique
- Simple, clean-lined design
- Thick solid wood table top
- Eco-friendly solid wood materials sourced from sustainable plantations
- Dimensions: 69.75 x 36 x 30"H

### CHAIR:

- Mid-century dining or accent chair
- Bentwood frame and solid wood legs in a walnut finish
- Faux leather upholstered seat and chair back
- Firm polyester foam cushion
- Approximate weight capacity is 300 lbs; seat height is 17.75"
- Dimensions: 20 x 23.50 x 31"H



## Lorenzo/Cassidy 5pc Dining Set in Chrome with Blue Chair

207-521CH/330BL

Set Includes: 1 table & 4 chairs

### TABLE:

- Contemporary design
- 12mm, clear tempered glass
- Modern geometric X-pattern on table sides
- Polished silver finish on stainless steel frame
- Dimensions: 71 x 35.50 x 29.5"H

### CHAIR:

- Mid-century modern styling
- Rich, velvet upholstery
- A-line metal legs in a chrome finish
- Medium-firm polyester foam cushion
- Approximate weight capacity is 300 lbs; seat height is 18.5"
- Dimensions: 21.75 x 19.75 x 32.75"H



## Lorenzo/Chloe 5pc Dining Set in Chrome with Beige Chair

207-521CH/552BG

Set Includes: 1 table & 4 chairs

### TABLE:

- Contemporary design
- 12mm, clear tempered glass
- Modern geometric X-pattern on table sides
- Polished silver finish on stainless steel frame
- Dimensions: 71 x 35.50 x 29.5"H

### CHAIR:

- Velvet upholstered dining chair with rolled back design
- Diamond-patterned stitching with button tufting detail
- Solid wood legs with a stainless steel wrap
- Medium-firm polyester foam cushion
- Approximate weight capacity is 250 lbs; seat height is 19.25"
- Dimensions: 19 x 36.50 x 39.5"H





## Lorenzo/Devo 5pc Dining Set in Chrome with White Chair

207-521/087WT

Set Includes: 1 table & 4 chairs

### TABLE:

- Contemporary design
- 12mm, clear tempered glass
- Modern geometric X-pattern on table sides
- Polished silver finish on stainless steel frame
- Dimensions: 71 x 35.50 x 29.5"H

### CHAIR:

- Mid-century modern styling
- Comfortable, curved wood seat frame with cushion and faux leather upholstery
- Metal legs with a shiny chrome finish
- Approximate weight capacity is 250 lbs; seat height is 19"
- Dimensions: 17.75 x 22 x 36.75"H



## Lorenzo/Rizzo 5pc Dining Set in Chrome with Ivory Chair

207-521/080IV

Set Includes: 1 table & 4 chairs

### TABLE:

- Contemporary design
- 12mm, clear tempered glass
- Modern geometric X-pattern on table sides
- Polished silver finish on stainless steel frame
- Dimensions: 71 x 35.50 x 29.5"H

### CHAIR:

- Modern, button-tufted side chair
- Ivory velvet upholstery with firm polyester foam seat cushion
- Chrome nail head details and chair ring on back
- Solid rubberwood legs in a coffee finish
- Approximate weight capacity is 250 lbs; seat height is 19.75"
- Dimensions: 21 x 23 x 40"H



## Napoli/Cassidy 7pc Dining Set in Grey with Grey Chair

207-545GY/330GY

Set Includes: 1 table & 6 chairs

### TABLE:

- Modern dining table
- 1-1/2" thick reverse bevel table top
- Handcrafted paper veneer with a faux marble finish
- Geometric posts with a grey painted finish
- MDF base wrapped in stainless steel
- Dimensions: 63 x 35.50 x 30"H

### CHAIR:

- Mid-century modern styling
- Rich, velvet upholstery
- A-line metal legs in a chrome finish
- Medium-firm polyester foam cushion
- Approximate weight capacity is 300 lbs; seat height is 18.5"
- Dimensions: 21.75 x 19.75 x 32.75"H



## **Napoli/Chloe 7pc Dining Set in Grey with Grey Chair**

207-545GY/552GY

Set Includes: 1 table & 6 chairs

### **TABLE:**

- Modern dining table
- 1-1/2" thick reverse bevel table top
- Handcrafted paper veneer with a faux marble finish
- Geometric posts with a grey painted finish
- MDF base wrapped in stainless steel
- Dimensions: 63 x 35.50 x 30"H

### **CHAIR:**

- Velvet upholstered dining chair with rolled back design
- Diamond-patterned stitching with button tufting detail
- Solid wood legs with a stainless steel wrap
- Medium-firm polyester foam cushion
- Approximate weight capacity is 250 lbs; seat height is 19.25"
- Dimensions: 19 x 36.50 x 39.5"H



## **Napoli/Devo 7pc Dining Set in Grey with Light Grey Chair**

207-545/087LG

Set Includes: 1 table & 6 chairs

### **TABLE:**

- Modern dining table
- 1-1/2" thick reverse bevel table top
- Handcrafted paper veneer with a faux marble finish
- Geometric posts with a grey painted finish
- MDF base wrapped in stainless steel
- Dimensions: 63 x 35.50 x 30"H

### **CHAIR:**

- Mid-century modern styling
- Comfortable, curved wood seat frame with cushion and faux leather upholstery
- Metal legs with a shiny chrome finish
- Approximate weight capacity is 250 lbs; seat height is 19"
- Dimensions: 17.75 x 22 x 36.75"H



## **Napoli/Hollis 7pc Dining Set in Grey with Navy Chair**

207-545GY\_614NAV

Set Includes: 1 table & 6 chairs

### **TABLE:**

- Modern dining table
- 1-1/2" thick reverse bevel table top
- Handcrafted paper veneer with a faux marble finish
- Geometric posts with a grey painted finish
- MDF base wrapped in stainless steel
- Dimensions: 63 x 35.50 x 30"H

### **CHAIR:**

- Modern dining or accent chair
- Velvet upholstery with button tufting
- Stainless steel legs in a chrome finish and chrome ring accent on back
- Firm polyester foam cushion
- Approximate weight capacity is 250 lbs; seat height is 18"
- Dimensions: 24.50 x 23 x 37.50"H



## Napoli/Rizzo 7pc Dining Set in Grey with Ivory Chair

207-545GY/080IV

Set Includes: 1 table & 6 chairs

### TABLE:

- Modern dining table
- 1-1/2" thick reverse bevel table top
- Handcrafted paper veneer with a faux marble finish
- Geometric posts with a grey painted finish
- MDF base wrapped in stainless steel
- Dimensions: 63 x 35.50 x 30"H

### CHAIR:

- Modern, button-tufted side chair
- Ivory velvet upholstery with firm polyester foam seat cushion
- Chrome nail head details and chair ring on back
- Solid rubberwood legs in a coffee finish
- Approximate weight capacity is 250 lbs; seat height is 19.75"
- Dimensions: 21 x 23 x 40"H



## **Rocca/Bianca 3pc Dining Set in Walnut with Walnut & Beige Chair**

207-264/086BG

Set Includes: 1 table & 2 chairs

### **TABLE:**

- Fun, contemporary design
- 10mm clear, tempered glass top with brushed stainless steel accent
- Metal legs with heat-transferred, walnut finish
- Crossover design provides sturdy support
- Dimensions: 40" Dia. x 29"H

### **CHAIR:**

- Mid-century dining chair with fabric upholstery
- Diamond-patterned stitching detail on seat and back
- Metal legs with heat-transferred, walnut finish
- Firm polyester foam cushion
- Approximate weight capacity is 250 lbs; seat height is 19"
- Dimensions: 20.50 x 24.50 x 30.75"H





## **Rocca/Cora 5pc Dining Set in Walnut with Beige Chair**

207-264/182BG

Set Includes: 1 table & 4 chairs

### **TABLE:**

- Fun, contemporary design
- 10mm clear, tempered glass top with brushed stainless steel accent
- Metal legs with heat-transferred, walnut finish
- Crossover design provides sturdy support
- Dimensions: 40" Dia. x 29"H

### **CHAIR:**

- Mid-century modern styling
- Comfortable, curved wood seat frame with cushion and fabric upholstery
- Metal legs with heat-transferred, walnut finish
- Approximate weight capacity is 250 lbs; seat height is 19"
- Dimensions: 22.75 x 18 x 35.75"H



## **Rocca/Cora 5pc Dining Set in Walnut with Grey Chair**

207-264/182GY

Set Includes: 1 table & 4 chairs

### **TABLE:**

- Fun, contemporary design
- 10mm clear, tempered glass top with brushed stainless steel accent
- Metal legs with heat-transferred, walnut finish
- Crossover design provides sturdy support
- Dimensions: 40" Dia. x 29"H

### **CHAIR:**

- Mid-century modern styling
- Comfortable, curved wood seat frame with cushion and fabric upholstery
- Metal legs with heat-transferred, walnut finish
- Approximate weight capacity is 250 lbs; seat height is 19"
- Dimensions: 22.75 x 18 x 35.75"H



## **Rocca/Devo 5pc Dining Set in Walnut with White Chair**

207-264/087WT

Set Includes: 1 table & 4 chairs

### **TABLE:**

- Fun, contemporary design
- 10mm clear, tempered glass top with brushed stainless steel accent
- Metal legs with heat-transferred, walnut finish
- Crossover design provides sturdy support
- Dimensions: 40" Dia. x 29"H

### **CHAIR:**

- Mid-century modern styling
- Comfortable, curved wood seat frame with cushion and faux leather upholstery
- Metal legs with a shiny chrome finish
- Approximate weight capacity is 250 lbs; seat height is 19"
- Dimensions: 17.75 x 22 x 36.75"H



## **Rocca/Lyna 5pc Dining Set in Walnut with Beige Chair**

207-264/250BG

Set Includes: 1 table & 4 chairs

### **TABLE:**

- Fun, contemporary design
- 10mm clear, tempered glass top with brushed stainless steel accent
- Metal legs with heat-transferred, walnut finish
- Crossover design provides sturdy support
- Dimensions: 40" Dia. x 29"H

### **CHAIR:**

- Mid-century modern styling
- Comfortable, curved wood seat frame with cushion and fabric upholstery
- Metal legs with heat-transferred, walnut finish
- Approximate weight capacity is 250 lbs; seat height is 19"
- Dimensions: 21.50 x 17 x 34.25"H



## **Rocca/Lyna 5pc Dining Set in Walnut with Grey Chair**

207-264/250GY

Set Includes: 1 table & 4 chairs

### **TABLE:**

- Fun, contemporary design
- 10mm clear, tempered glass top with brushed stainless steel accent
- Metal legs with heat-transferred, walnut finish
- Crossover design provides sturdy support
- Dimensions: 40" Dia. x 29"H

### **CHAIR:**

- Mid-century modern styling
- Comfortable, curved wood seat frame with cushion and fabric upholstery
- Metal legs with heat-transferred, walnut finish
- Approximate weight capacity is 250 lbs; seat height is 19"
- Dimensions: 21.50 x 17 x 34.25"H



## **Rocca/Zuni 5pc Dining Set in Walnut with White Chair**

207-264\_581PUWT

Set Includes: 1 table & 4 chairs

### **TABLE:**

- Fun, contemporary design
- 10mm clear, tempered glass top with brushed stainless steel accent
- Metal legs with heat-transferred, walnut finish
- Crossover design provides sturdy support
- Dimensions: 40" Dia. x 29"H

### **CHAIR:**

- Mid-century modern styling
- Bentwood frame and solid wood legs in a walnut finish
- Faux leather upholstered seat and chair back
- Approximate weight capacity is 300 lbs; seat height is 18.25"
- Dimensions: 20 x 20 x 31"H



## **Solara 5pc Dining Set in Chrome with Black Chair**

207-160-40BK

Set Includes: 1 table & 4 chairs

### **TABLE:**

- Fun, contemporary design
- 10mm clear, tempered glass top with brushed stainless steel accent
- Metal legs with a shiny chrome finish
- Crossover design provides sturdy support
- Dimensions: 40" Dia. x 29"H

### **CHAIR:**

- Contemporary styling
- Square stitching detail on chair seat and back
- Sturdy chromed metal frame
- Approximate weight capacity is 250 lbs; seat height is 18.5"
- Dimensions: 17.50 x 19.50 x 36.50"H



## Solara 5pc Dining Set in Chrome with White Chair

207-160-40WT

Set Includes: 1 table & 4 chairs

### TABLE:

- Fun, contemporary design
- 10mm clear, tempered glass top with brushed stainless steel accent
- Metal legs with a shiny chrome finish
- Crossover design provides sturdy support
- Dimensions: 40" Dia. x 29"H

### CHAIR:

- Contemporary styling
- Square stitching detail on chair seat and back
- Sturdy chromed metal frame
- Approximate weight capacity is 250 lbs; seat height is 18.5"
- Dimensions: 17.50 x 19.50 x 36.50"H





## **Solara/Cassidy 5pc Dining Set in Chrome with Blue Chair**

207-160/330BL

Set Includes: 1 table & 4 chairs

### **TABLE:**

- Fun, contemporary design
- 10mm clear, tempered glass top with brushed stainless steel accent
- Metal legs with a shiny chrome finish
- Crossover design provides sturdy support
- Dimensions: 40" Dia. x 29"H

### **CHAIR:**

- Mid-century modern styling
- Rich, velvet upholstery
- A-line metal legs in a chrome finish
- Medium-firm polyester foam cushion
- Approximate weight capacity is 300 lbs; seat height is 18.5"
- Dimensions: 21.75 x 19.75 x 32.75"H



## Solara/Devo 5pc Dining Set in Chrome with Black Chair

207-160\_087BK

Set Includes: 1 table & 4 chairs

### TABLE:

- Fun, contemporary design
- 10mm clear, tempered glass top with brushed stainless steel accent
- Metal legs with a shiny chrome finish
- Crossover design provides sturdy support
- Dimensions: 40" Dia. x 29"H

### CHAIR:

- Contemporary styling
- Velvet upholstered seat with diamond tufting and piping detail
- A-line metal legs with a chrome finish
- Firm polyester foam cushion
- Approximate weight capacity is 300 lbs; seat height is 19.25"
- Dimensions: 18.50 x 24.50 x 34"H



## **Solara/Devo 5pc Dining Set in Chrome with Grey Chair**

207-160\_087LG

Set Includes: 1 table & 4 chairs

### **TABLE:**

- Fun, contemporary design
- 10mm clear, tempered glass top with brushed stainless steel accent
- Metal legs with a shiny chrome finish
- Crossover design provides sturdy support
- Dimensions: 40" Dia. x 29"H

### **CHAIR:**

- Contemporary styling
- Velvet upholstered seat with diamond tufting and piping detail
- A-line metal legs with a chrome finish
- Firm polyester foam cushion
- Approximate weight capacity is 300 lbs; seat height is 19.25"
- Dimensions: 18.50 x 24.50 x 34"H



## **Solara/Devo 5pc Dining Set in Chrome with White Chair**

207-160\_087WT

Set Includes: 1 table & 4 chairs

### **TABLE:**

- Fun, contemporary design
- 10mm clear, tempered glass top with brushed stainless steel accent
- Metal legs with a shiny chrome finish
- Crossover design provides sturdy support
- Dimensions: 40" Dia. x 29"H

### **CHAIR:**

- Contemporary styling
- Velvet upholstered seat with diamond tufting and piping detail
- A-line metal legs with a chrome finish
- Firm polyester foam cushion
- Approximate weight capacity is 300 lbs; seat height is 19.25"
- Dimensions: 18.50 x 24.50 x 34"H



## **Solara/Hollis 5pc Dining Set in Chrome with Black Chair**

207-160\_614BLK

Set Includes: 1 table & 4 chairs

### **TABLE:**

- Fun, contemporary design
- 10mm clear, tempered glass top with brushed stainless steel accent
- Metal legs with a shiny chrome finish
- Crossover design provides sturdy support
- Dimensions: 40" Dia. x 29"H

### **CHAIR:**

- Modern dining or accent chair
- Velvet upholstery with button tufting
- Stainless steel legs in a chrome finish and chrome ring accent on back
- Firm polyester foam cushion
- Approximate weight capacity is 250 lbs; seat height is 18"
- Dimensions: 24.50 x 23 x 37.50"H



## **Solara/Maxim 5pc Dining Set in Chrome with Black Chair**

207-160/489BK

Set Includes: 1 table & 4 chairs

### **TABLE:**

- Fun, contemporary design
- 10mm clear, tempered glass top with brushed stainless steel accent
- Metal legs with a shiny chrome finish
- Crossover design provides sturdy support
- Dimensions: 40" Dia. x 29"H

### **CHAIR:**

- Contemporary styling
- C-shaped base creates comfortable flex in chair back
- Solidly welded metal frame construction in a chrome finish
- Approximate weight capacity is 300 lbs; seat height is 19"
- Dimensions: 22.75 x 16.25 x 38"H



## Solara/Rizzo 5pc Dining Set in Chrome with Black Chair

207-160/080BK

Set Includes: 1 table & 4 chairs

### TABLE:

- Fun, contemporary design
- 10mm clear, tempered glass top with brushed stainless steel accent
- Metal legs with a shiny chrome finish
- Crossover design provides sturdy support
- Dimensions: 40" Dia. x 29"H

### CHAIR:

- Modern, button-tufted side chair
- Black velvet upholstery with firm polyester foam seat cushion
- Chrome nail head details and chair ring on back
- Solid rubberwood legs in a coffee finish
- Approximate weight capacity is 250 lbs; seat height is 19.75"
- Dimensions: 21 x 23 x 40"H



## **Stark/Akira 7pc Dining Set in Aged Gold with Grey Chair**

207-535GL\_673GRY

Set Includes: 1 table & 6 chairs

### TABLE:

- Contemporary styling with fun, geometric design
- 10mm, tempered clear glass table top
- Metal legs with aged gold finish
- Brushed stainless steel glass holders
- Dimensions: 71 x 35.50 x 30"H

### CHAIR:

- Contemporary styling
- Comfortable, curved wood seat frame with cushion and velvet upholstery
- Metal legs with an aged gold finish
- Approximate weight capacity is 300 lbs; seat height is 18.75"
- Dimensions: 22 x 20 x 31.50"H





## **Stark/Antoine 7pc Dining Set in Gold with Light Grey Chair**

207-535GL\_573LG

Set Includes: 1 table & 6 chairs

### **TABLE:**

- Contemporary styling with fun, geometric design
- 10mm, tempered clear glass table top
- Metal legs with brushed gold finish
- Brushed stainless steel glass holders
- Dimensions: 71 x 35.50 x 30"H

### **CHAIR:**

- Contemporary design
- Comfortable, curved seat back with faux leather upholstery
- Metal legs with a brushed gold finish
- Firm polyester foam cushion
- Approximate weight capacity is 300 lbs; seat height is 20"
- Dimensions: 17.75 x 22 x 36.75"H



## **Stark/Orchid 7pc Dining Set in Aged Gold with Black Chair**

207-535GL\_651BKGL

Set Includes: 1 table & 6 chairs

### **TABLE:**

- Contemporary styling with fun, geometric design
- 10mm, tempered clear glass table top
- Metal legs with aged gold finish
- Brushed stainless steel glass holders
- Dimensions: 71 x 35.50 x 30"H

### **CHAIR:**

- Modern velvet and metal dining chair
- Velvet upholstery with vertical stitching detail
- Metal legs with a shiny chrome finish
- Firm polyester foam cushion
- Approximate weight capacity is 250 lbs; seat height is 18"
- Dimensions: 19 x 17.75 x 31.75"H



## **Stark/Bianca 7pc Dining Set in Black with Black & Beige Chair**

207-535BK/086BG

Set Includes: 1 table & 6 chairs

### **TABLE:**

- Contemporary styling with fun, geometric design
- 10mm, tempered clear glass table top
- Metal legs with matte black finish
- Brushed stainless steel glass holders
- Dimensions: 71 x 35.50 x 30"H

### **CHAIR:**

- Mid-century dining chair with fabric upholstery
- Diamond-patterned stitching detail on seat and back
- Metal legs with a textured, sandy black finish
- Firm polyester foam cushion
- Approximate weight capacity is 250 lbs; seat height is 19"
- Dimensions: 20.50 x 24.50 x 30.75"H



## **Stark/Gabi 7pc Dining Set in Black with Blue Chair**

207-535BK\_293BLU

Set Includes: 1 table & 6 chairs

### **TABLE:**

- Contemporary styling with fun, geometric design
- 10mm, tempered clear glass table top
- Metal legs with matte black finish
- Brushed stainless steel glass holders
- Dimensions: 71 x 35.50 x 30"H

### **CHAIR:**

- Contemporary styling
- Curved seat with soft, velvet upholstery
- Black metal legs with gold-dipped detail
- Firm polyester foam cushion
- Approximate weight capacity is 250 lbs; seat height is 18.25"
- Dimensions: 24 x 19.25 x 33"H



## **Stark/Rizzo 7pc Dining Set in Black with Grey Velvet Chair**

207-535BK\_080GY

Set Includes: 1 table & 6 chairs

### **TABLE:**

- Contemporary styling with fun, geometric design
- 10mm, tempered clear glass table top
- Metal legs with matte black finish
- Brushed stainless steel glass holders
- Dimensions: 71 x 35.50 x 30"H

### **CHAIR:**

- Modern, button-tufted side chair
- Grey velvet upholstery with firm polyester foam seat cushion
- Chrome nail head details and chair ring on back
- Solid rubberwood legs in a coffee finish
- Approximate weight capacity is 250 lbs; seat height is 19.75"
- Dimensions: 21 x 23 x 40"H



## **Stark/Rizzo 7pc Dining Set in Black with White Faux Leather Chair**

207-535BK\_080PUWT

Set Includes: 1 table & 6 chairs

### **TABLE:**

- Contemporary styling with fun, geometric design
- 10mm, tempered clear glass table top
- Metal legs with matte black finish
- Brushed stainless steel glass holders
- Dimensions: 71 x 35.50 x 30"H

### **CHAIR:**

- Modern, button-tufted side chair
- Faux leather upholstery with firm polyester foam seat cushion
- Chrome nail head details and chair ring on back
- Solid rubberwood legs in a coffee finish
- Approximate weight capacity is 250 lbs; seat height is 19.75"
- Dimensions: 21 x 23 x 40"H



## Stark/Suzette 7pc Dining Set in Black with Mustard Chair

207-535BK/476MU

Set Includes: 1 table & 6 chairs

### TABLE:

- Contemporary styling with fun, geometric design
- 10mm, tempered clear glass table top
- Metal legs with matte black finish
- Brushed stainless steel glass holders
- Dimensions: 71 x 35.50 x 30"H

### CHAIR:

- Mid-century modern styling
- Soft velvet upholstery with square tufting
- Metal legs with a matte black finish
- Firm polyester foam cushion
- Approximate weight capacity is 250 lbs; seat height is 19"
- Dimensions: 18.75 x 23.25 x 32"H



## **Stark/Venice 7pc Dining Set in Black with Beige Chair**

207-535BK/536BG

Set Includes: 1 table & 6 chairs

### **TABLE:**

- Contemporary styling with fun, geometric design
- 10mm, tempered clear glass table top
- Metal legs with matte black finish
- Brushed stainless steel glass holders
- Dimensions: 71 x 35.50 x 30"H

### **CHAIR:**

- Mid-century modern styling
- Comfortable, curved wood seat frame with cushion and fabric upholstery
- Metal legs with a matte black finish
- Approximate weight capacity is 250 lbs; seat height is 19"
- Dimensions: 17.75 x 22 x 36.75"H





## **Stark/Bianca 7pc Dining Set in Walnut with Walnut & Grey Chair**

207-535WL/086GY

Set Includes: 1 table & 6 chairs

### **TABLE:**

- Contemporary styling with fun, geometric design
- 10mm, tempered clear glass table top
- Metal legs with heat-transferred, walnut finish
- Brushed stainless steel glass holders
- Dimensions: 71 x 35.50 x 30"H

### **CHAIR:**

- Mid-century dining chair with fabric upholstery
- Diamond-patterned stitching detail on seat and back
- Metal legs with heat-transferred, walnut finish
- Firm polyester foam cushion
- Approximate weight capacity is 250 lbs; seat height is 19"
- Dimensions: 20.50 x 24.50 x 30.75"H



## **Stark/Cora 7pc Dining Set in Walnut with Beige Chair**

207-535WL/182BG

Set Includes: 1 table & 6 chairs

### **TABLE:**

- Contemporary styling with fun, geometric design
- 10mm, tempered clear glass table top
- Metal legs with heat-transferred, walnut finish
- Brushed stainless steel glass holders
- Dimensions: 71 x 35.50 x 30"H

### **CHAIR:**

- Mid-century modern styling
- Comfortable, curved wood seat frame with cushion and fabric upholstery
- Metal legs with heat-transferred, walnut finish
- Approximate weight capacity is 250 lbs; seat height is 19"
- Dimensions: 22.75 x 18 x 35.75"H



## **Stark/Maxim 7pc Dining Set in Walnut with White Chair**

207-535WL/489WT

Set Includes: 1 table & 6 chairs

### **TABLE:**

- Contemporary styling with fun, geometric design
- 10mm, tempered clear glass table top
- Metal legs with heat-transferred, walnut finish
- Brushed stainless steel glass holders
- Dimensions: 71 x 35.50 x 30"H

### **CHAIR:**

- Contemporary styling
- C-shaped base creates comfortable flex in chair back
- Solidly welded metal frame construction in a chrome finish
- Approximate weight capacity is 300 lbs; seat height is 19"
- Dimensions: 22.75 x 16.25 x 38"H



## **Stark/Mia 7pc Dining Set in Walnut with Walnut & Dark Grey Chair**

207-535WAL\_247WL/DG

Set Includes: 1 table & 6 chairs

### **TABLE:**

- Contemporary styling with fun, geometric design
- 10mm, tempered clear glass table top
- Metal legs with walnut finish
- Brushed stainless steel glass holders
- Dimensions: 71 x 35.50 x 30"H

### **CHAIR:**

- Mid-century modern styling
- Sturdy metal chair frame, foam seat cushion, upholstered in a dark grey fabric
- Solid rubberwood legs in a walnut finish
- Approximate weight capacity is 250 lbs; seat height is 18.5"
- Dimensions: 19.75 x 22.50 x 34.25"H



## **Stark/Zuni 7pc Dining Set in Walnut with Grey Chair**

207-535WAL\_581GY

Set Includes: 1 table & 6 chairs

### **TABLE:**

- Contemporary styling with fun, geometric design
- 10mm, tempered clear glass table top
- Metal legs with heat-transferred, walnut finish
- Brushed stainless steel glass holders
- Dimensions: 71 x 35.50 x 30"H

### **CHAIR:**

- Mid-century modern styling
- Bentwood frame and solid wood legs in a walnut finish
- Faux leather upholstered seat and chair back
- Approximate weight capacity is 300 lbs; seat height is 18.25"
- Dimensions: 20 x 20 x 31"H



## Suzette 5pc Dining Set in Black with Blue Chair

207-476BLU

Set Includes: 1 table & 4 chairs

### TABLE:

- Fun, contemporary design
- 10mm clear, tempered glass top with brushed stainless steel accent
- Metal legs with a matte black finish
- Crossover design provides sturdy support
- Dimensions: 40" Dia. x 29"H

### CHAIR:

- Mid-century modern styling
- Soft velvet upholstery with square tufting
- Metal legs with a matte black finish
- Firm polyester foam cushion
- Approximate weight capacity is 250 lbs; seat height is 19"
- Dimensions: 18.75 x 23.25 x 32"H



## Suzette 5pc Dining Set in Black with Grey Chair

207-476GRY

Set Includes: 1 table & 4 chairs

### TABLE:

- Fun, contemporary design
- 10mm clear, tempered glass top with brushed stainless steel accent
- Metal legs with a matte black finish
- Crossover design provides sturdy support
- Dimensions: 40" Dia. x 29"H

### CHAIR:

- Mid-century modern styling
- Soft velvet upholstery with square tufting
- Metal legs with a matte black finish
- Firm polyester foam cushion
- Approximate weight capacity is 250 lbs; seat height is 19"
- Dimensions: 18.75 x 23.25 x 32"H



## Suzette 5pc Dining Set in Black with Mustard Chair

207-476MUS

Set Includes: 1 table & 4 chairs

### TABLE:

- Fun, contemporary design
- 10mm clear, tempered glass top with brushed stainless steel accent
- Metal legs with a matte black finish
- Crossover design provides sturdy support
- Dimensions: 40" Dia. x 29"H

### CHAIR:

- Mid-century modern styling
- Soft velvet upholstery with square tufting
- Metal legs with a matte black finish
- Firm polyester foam cushion
- Approximate weight capacity is 250 lbs; seat height is 19"
- Dimensions: 18.75 x 23.25 x 32"H





## Suzette/Hudson 5pc Dining Set in Black with Black Chair

207-476\_582PUBK

Set Includes: 1 table & 4 chairs

### TABLE:

- Fun, contemporary design
- 10mm clear, tempered glass top with brushed stainless steel accent
- Metal legs with a matte black finish
- Crossover design provides sturdy support
- Dimensions: 40" Dia. x 29"H

### CHAIR:

- Mid-century dining or accent chair
- Bentwood frame and solid wood legs in a walnut finish
- Faux leather upholstered seat and chair back
- Firm polyester foam cushion
- Approximate weight capacity is 300 lbs; seat height is 17.75"
- Dimensions: 20 x 23.50 x 31"H



## Suzette/Olly 5pc Dining Set in Black with Beige Chair

207-476/606BG

Set Includes: 1 table & 4 chairs

### TABLE:

- Fun, contemporary design
- 10mm clear, tempered glass top with brushed stainless steel accent
- Metal legs with a matte black finish
- Crossover design provides sturdy support
- Dimensions: 40" Dia. x 29"H

### CHAIR:

- Mid-century modern styling
- Comfortable, curved wood seat frame with cushion and fabric upholstery
- Metal legs with a matte black finish
- Firm polyester foam cushion
- Approximate weight capacity is 250 lbs; seat height is 19"
- Dimensions: 21.75 x 17.50 x 34.50"H



## **Suzette/Olly 5pc Dining Set in Black with Grey Chair**

207-476/606GY

Set Includes: 1 table & 4 chairs

### **TABLE:**

- Fun, contemporary design
- 10mm clear, tempered glass top with brushed stainless steel accent
- Metal legs with a matte black finish
- Crossover design provides sturdy support
- Dimensions: 40" Dia. x 29"H

### **CHAIR:**

- Mid-century modern styling
- Comfortable, curved wood seat frame with cushion and fabric upholstery
- Metal legs with a matte black finish
- Firm polyester foam cushion
- Approximate weight capacity is 250 lbs; seat height is 19"
- Dimensions: 21.75 x 17.50 x 34.50"H



## Suzette/Silvano 5pc Dining Set in Black with Vintage Grey Chair

207-476/429GY

Set Includes: 1 table & 4 chairs

### TABLE:

- Fun, contemporary design
- 10mm clear, tempered glass top with brushed stainless steel accent
- Metal legs with a matte black finish
- Crossover design provides sturdy support
- Dimensions: 40" Dia. x 29"H

### CHAIR:

- Mid-century modern styling
- Vintage faux leather upholstery with piping details
- Black metal legs with chrome-finished accent
- Medium-firm polyester foam cushion
- Approximate weight capacity is 300 lbs; seat height is 19"
- Dimensions: 18.25 x 24 x 35"H



## **Suzette/Silvano 5pc Dining Set in Black with Vintage Blue Chair**

207-476\_429BL

Set Includes: 1 table & 4 chairs

### **TABLE:**

- Fun, contemporary design
- 10mm clear, tempered glass top with brushed stainless steel accent
- Metal legs with a matte black finish
- Crossover design provides sturdy support
- Dimensions: 40" Dia. x 29"H

### **CHAIR:**

- Mid-century modern styling
- Vintage faux leather upholstery with piping details
- Black metal legs with chrome-finished accent
- Medium-firm polyester foam cushion
- Approximate weight capacity is 300 lbs; seat height is 19"
- Dimensions: 18.25 x 24 x 35"H



## Suzette/Zuni 5pc Dining Set in Black with Black Chair

207-476\_581PUBK

Set Includes: 1 table & 4 chairs

### TABLE:

- Fun, contemporary design
- 10mm clear, tempered glass top with brushed stainless steel accent
- Metal legs with a matte black finish
- Crossover design provides sturdy support
- Dimensions: 40" Dia. x 29"H

### CHAIR:

- Mid-century modern styling
- Bentwood frame and solid wood legs in a walnut finish
- Faux leather upholstered seat and chair back
- Approximate weight capacity is 300 lbs; seat height is 18.25"
- Dimensions: 20 x 20 x 31"H



## Veneta/Cora 7pc Dining Set in Walnut with Light Grey Chair

207-931WL\_182PULG

Set Includes: 1 table & 6 chairs

### TABLE:

- Contemporary styling
- Wood base with walnut finished PVC veneer
- Brushed stainless steel base support and accents
- Clear, tempered, 12mm thick glass table top
- Dimensions: 71 x 39.50 x 30"H

### CHAIR:

- Mid-century modern styling
- Comfortable, curved wood seat frame with cushion and faux leather upholstery
- Metal legs with heat-transferred, walnut finish
- Approximate weight capacity is 250 lbs; seat height is 19"
- Dimensions: 22.75 x 18 x 35.75"H



## Veneta /Silvano 7pc Dining Set in Walnut with Vintage Light Grey Chair

207-931WL\_429LT

Set Includes: 1 table & 6 chairs

### TABLE:

- Contemporary styling
- Wood base with walnut finished PVC veneer
- Brushed stainless steel base support and accents
- Clear, tempered, 12mm thick glass table top
- Dimensions: 71 x 39.50 x 30"H

### CHAIR:

- Mid-century modern styling
- Vintage faux leather upholstery with piping details
- Black metal legs with chrome-finished accent
- Medium-firm polyester foam cushion
- Approximate weight capacity is 300 lbs; seat height is 19"
- Dimensions: 18.25 x 24 x 35"H





## Veneta/Bianca 7pc Dining Set in Walnut with Black & Grey Chair

207-931WL/086GY

Set Includes: 1 table & 6 chairs

### TABLE:

- Contemporary styling
- Wood base with walnut finished PVC veneer
- Brushed stainless steel base support and accents
- Clear, tempered, 12mm thick glass table top
- Dimensions: 71 x 39.50 x 30"H

### CHAIR:

- Mid-century dining chair with fabric upholstery
- Diamond-patterned stitching detail on seat and back
- Metal legs with a textured, sandy black finish
- Firm polyester foam cushion
- Approximate weight capacity is 250 lbs; seat height is 19"
- Dimensions: 20.50 x 24.50 x 30.75"H



## Veneta/Gabi 7pc Dining Set in Walnut with Ivory Chair

207-931\_293IV

Set Includes: 1 table & 6 chairs

### TABLE:

- Contemporary styling
- Wood base with walnut finished PVC veneer
- Brushed stainless steel base support and accents
- Clear, tempered, 12mm thick glass table top
- Dimensions: 71 x 39.50 x 30"H

### CHAIR:

- Contemporary styling
- Curved seat with soft, velvet upholstery
- Black metal legs with gold-dipped detail
- Firm polyester foam cushion
- Approximate weight capacity is 250 lbs; seat height is 18.25"
- Dimensions: 24 x 19.25 x 33"H



## Veneta/Suzette 7pc Dining Set in Walnut with Mustard Chair

207-931WL\_476MUS

Set Includes: 1 table & 6 chairs

### TABLE:

- Contemporary styling
- Wood base with walnut finished PVC veneer
- Brushed stainless steel base support and accents
- Clear, tempered, 12mm thick glass table top
- Dimensions: 71 x 39.50 x 30"H

### CHAIR:

- Mid-century modern styling
- Soft velvet upholstery with square tufting
- Metal legs with a matte black finish
- Firm polyester foam cushion
- Approximate weight capacity is 250 lbs; seat height is 19"
- Dimensions: 18.75 x 23.25 x 32"H



## **Vespa/Devo 5pc Dining Set in Black with Black Chair**

207-577/087BK

Set Includes: 1 table & 4 chairs

### **TABLE:**

- Compact design perfect for smaller spaces
- Sleek contemporary table
- Stainless steel-wrapped wood legs with a matte black finish
- Tempered, 10mm clear glass table top
- Dimensions: 55 x 35.50 x 30"H

### **CHAIR:**

- Mid-century modern styling
- Comfortable, curved wood seat frame with cushion and faux leather upholstery
- Metal legs with a shiny chrome finish
- Approximate weight capacity is 250 lbs; seat height is 19"
- Dimensions: 17.75 x 22 x 36.75"H



## Vespa/Olly 5pc Dining Set in Black with Grey Chair

207-577BK/606GY

Set Includes: 1 table & 4 chairs

### TABLE:

- Compact design perfect for smaller spaces
- Sleek contemporary table
- Stainless steel-wrapped wood legs with a matte black finish
- Tempered, 10mm clear glass table top
- Dimensions: 55 x 35.50 x 30"H

### CHAIR:

- Mid-century modern styling
- Comfortable, curved wood seat frame with cushion and fabric upholstery
- Metal legs with a matte black finish
- Firm polyester foam cushion
- Approximate weight capacity is 250 lbs; seat height is 19"
- Dimensions: 21.75 x 17.50 x 34.50"H



## Vespa/Rizzo 5pc Dining Set in Black with Ivory Chair

207-577/080IV

Set Includes: 1 table & 4 chairs

### TABLE:

- Compact design perfect for smaller spaces
- Sleek contemporary table
- Stainless steel-wrapped wood legs with a matte black finish
- Tempered, 10mm clear glass table top
- Dimensions: 55 x 35.50 x 30"H

### CHAIR:

- Modern, button-tufted side chair
- Ivory velvet upholstery with firm polyester foam seat cushion
- Chrome nail head details and chair ring on back
- Solid rubberwood legs in a coffee finish
- Approximate weight capacity is 250 lbs; seat height is 19.75"
- Dimensions: 21 x 23 x 40"H



## Vespa/Venice 5pc Dining Set in Black with Mustard Chair

207-577/536MUS

Set Includes: 1 table & 4 chairs

### TABLE:

- Compact design perfect for smaller spaces
- Sleek contemporary table
- Stainless steel-wrapped wood legs with a matte black finish
- Tempered, 10mm clear glass table top
- Dimensions: 55 x 35.50 x 30"H

### CHAIR:

- Mid-century modern styling
- Comfortable, curved wood seat frame with cushion and fabric upholstery
- Metal legs with a matte black finish
- Approximate weight capacity is 250 lbs; seat height is 19"
- Dimensions: 17.75 x 22 x 36.75"H



## Vespa/Venice 5pc Dining Set in Black with Blue Chair

207-577\_536BLU

Set Includes: 1 table & 4 chairs

### TABLE:

- Compact design perfect for smaller spaces
- Sleek contemporary table
- Stainless steel-wrapped wood legs with a matte black finish
- Tempered, 10mm clear glass table top
- Dimensions: 55 x 35.50 x 30"H

### CHAIR:

- Mid-century modern styling
- Comfortable, curved wood seat frame with cushion and fabric upholstery
- Metal legs with a matte black finish
- Approximate weight capacity is 250 lbs; seat height is 19"
- Dimensions: 17.75 x 22 x 36.75"H





## Virag/Axel 7pc Dining Set in Natural with Blue Chair

207-571NT\_674BLU

Set Includes: 1 table & 6 chairs

### TABLE:

- Rustic industrial style
- Classic, hand-crafted design makes each piece unique
- Solid acacia wood table top in a natural burnt finish; natural cracking can occur in live-edge
- Sturdy A-line iron legs in a matte black finish
- Dimensions: 70 x 36 x 30"H

### CHAIR:

- Modern dining chair
- Double cushion design with fabric upholstery
- Metal legs with a matte black finish
- Firm polyester foam cushion
- Approximate weight capacity is 250 lbs; seat height is 19.75"
- Dimensions: 22 x 21 x 30.75"H



## Virag/Lucian 7pc Dining Set in Natural with Grey Chair

207-571NT\_157GY

Set Includes: 1 table & 6 chairs

### TABLE:

- Rustic industrial style
- Classic, hand-crafted design makes each piece unique
- Solid acacia wood table top in a natural burnt finish; natural cracking can occur in live-edge
- Sturdy A-line iron legs in a matte black finish
- Dimensions: 70 x 36 x 30"H

### CHAIR:

- Transitional style chair with plush button tufting and piping detail on seat back
- Box seat construction
- Solid Asian oak legs in a washed grey finish
- Approximate weight capacity is 250 lbs; seat height is 20"
- Dimensions: 21.50 x 27.50 x 42"H



## Virag/Mia 7pc Dining Set in Natural with Light Grey chair

207-571NT\_247WLLG

Set Includes: 1 table & 6 chairs

### TABLE:

- Rustic industrial style
- Classic, hand-crafted design makes each piece unique
- Solid acacia wood table top in a natural burnt finish; natural cracking can occur in live-edge
- Sturdy A-line iron legs in a matte black finish
- Dimensions: 70 x 36 x 30"H

### CHAIR:

- Mid-century modern styling
- Sturdy metal chair frame, foam seat cushion, upholstered in a light grey fabric
- Solid rubberwood legs in a walnut finish
- Approximate weight capacity is 250 lbs; seat height is 18.5"
- Dimensions: 19.75 x 22.50 x 34.25"H



## **Virag/Minto 7pc Dining Set in Natural with Beige Chair**

207-571NT\_194BG

Set Includes: 1 table & 6 chairs

### **TABLE:**

- Rustic industrial style
- Classic, hand-crafted design makes each piece unique
- Solid acacia wood table top in a natural burnt finish; natural cracking can occur in live-edge
- Sturdy A-line iron legs in a matte black finish
- Dimensions: 70 x 36 x 30"H

### **CHAIR:**

- Textured, multi-toned fabric with button-tufted back
- Removable seat cushion for easy cleaning
- Solid rubberwood legs in a walnut finish
- Medium-firm polyester foam cushion
- Approximate weight capacity is 300 lbs; seat height is 17.75"
- Dimensions: 24.50 x 24.50 x 30"H



## Zax/Axel 7pc Dining Set in Natural with Beige Chair

207-147NATBK\_674BEG

Set Includes: 1 table & 6 chairs

### TABLE:

- Rustic modern styling
- 2" thick solid mango wood table top with panel look
- Rough natural finish emphasizes the fine wood grain
- Cast iron table base and stretcher with a smooth black finish
- Dimensions: 78 x 35.50 x 30"H

### CHAIR:

- Modern dining chair
- Double cushion design with fabric upholstery
- Metal legs with a matte black finish
- Firm polyester foam cushion
- Approximate weight capacity is 250 lbs; seat height is 19.75"
- Dimensions: 22 x 21 x 30.75"H



## Zax/Melia 7pc Dining Set in Natural with Beige Chair

207-147NATBK\_968BG

Set Includes: 1 table & 6 chairs

### TABLE:

- Rustic modern styling
- 2" thick solid mango wood table top with panel look
- Rough natural finish emphasizes the fine wood grain
- Cast iron table base and stretcher with a smooth black finish
- Dimensions: 78 x 35.50 x 30"H

### CHAIR:

- Elegant, comfortable design
- Plush spring and foam seat
- Textured upholstery with button tufted seat back
- Solid Asian oak legs in a vintage oak finish
- Approximate weight capacity is 250 lbs; seat height is 19.25"
- Dimensions: 19 x 28 x 39.50"H



## Zax/Silvano 7pc Dining Set in Black with Grey Chair

207-147DG/429GY

Set Includes: 1 table & 6 chairs

### TABLE:

- Rustic modern styling
- 2" thick solid mango wood table top with panel look
- Rough grey finish emphasizes the fine wood grain
- Cast iron table base and stretcher with a smooth black finish
- Dimensions: 78 x 35.50 x 30"H

### CHAIR:

- Mid-century modern styling
- Vintage faux leather upholstery with piping details
- Black metal legs with chrome-finished accent
- Medium-firm polyester foam cushion
- Approximate weight capacity is 300 lbs; seat height is 19"
- Dimensions: 18.25 x 24 x 35"H

## **WORLDWIDE HOMEFURNISHINGS INC.**

### **HEAD OFFICE**

200 Romina Drive  
Concord, Ontario  
CANADA L4K 4Z7

### **DISTRIBUTION CENTRE**

New York, USA

### **REGIONAL OFFICES**

Beijing, CHINA  
Dongguan, CHINA  
Shanghai, CHINA

Phone: 1.905.660.9957

Fax: 1.905.434.9957

Email: [info@whionline.com](mailto:info@whionline.com)

[worldwidehomefurnishingsinc.com](http://worldwidehomefurnishingsinc.com)

